

the  
book

# welcome to the book!

What is The Book? It's the professional skin therapist's ultimate guide to success with Dermalogica! The format works to give you quick access to products, ingredients, treatments and business strategies as you need them, when you need them most.

In addition to coordinating with the format of Dermalogica Live, The Book now allows for:

- Easier viewing thanks to a new design format.

- A quicker way to find sections.

We hope that in addition to these benefits, you'll find many more reasons why The Book is now more therapist-friendly than ever before.

Combine the information in this manual with the many classes made available to you by Dermalogica. Developed by The International Dermal Institute, Dermalogica's training and education

tools are the best in the industry. For a complete list of classes, log on to [education.dermalogica.com](http://education.dermalogica.com).

Put this training guide to work for you: stash The Book on your product trolley and use it daily. Spill stuff on it. Put it through its paces – we want this guide to be an indispensable tool for you.

**So, let's get started!**



# introduction





Before you dive into The Book, take a quick review of how we've separated our product section. This format will make it even easier to put The Book to work for you!

You'll find our product section follows our categorization of Dermalogica. By segmenting the line, you can more effectively target your clients' needs based upon skin condition. It also helps simplify the prescription of an at-home regimen.



## daily skin health maintenance

This line of products in our signature gray packaging consists of best-selling, award-winning products ideal for maintaining optimal skin health. When specific issues such as skin aging, pigmentation, adult breakouts or sensitivity arise, look to our condition-specific products to effectively target your needs.

## specific concerns

-  The AGE Smart® section begins on page 47. Here you'll find products to address the three main biochemical triggers that lead to skin aging.
-  To help treat, clear and prevent adult acne, find the MediBac Clearing® section, beginning on page 69.
-  For hyperpigmentation and uneven skin tone, PowerBright TRx™ delivers brighter, more luminous skin without Hydroquinone. Turn to page 81.
-  For serious relief of sensitized skin, find the UltraCalming™ system, beginning on page 89.

## targeted needs

-  Body Therapy products follow on page 101.
-  For the ultimate in shaving and skin health, look to Shave, beginning on page 109.

## professional-use-only

-  Our professional-use-only products begin on page 115.

# table of contents

<b>Business Section</b>		30	Intensive Moisture Balance	57	MultiVitamin Power Serum
<b>6</b>	<b>Building a Successful Business with Dermalogica!</b>	31	Solar Defense Booster SPF50	58	Overnight Repair Serum
7	Retailing and Merchandising for Success	<b>32</b>	<b>Masques</b>	59	Dynamic Skin Recovery SPF50
10	Tester Unit	33	Skin Hydrating Masque	60	Overnight Retinol Repair
11	Skin Bar®	34	Charcoal Rescue Masque	61	Super Rich Repair
12	Setting Up a Skin Bar®	<b>35</b>	<b>Concentrated Boosters</b>	62	Power Rich™
		36	Skin Hydrating Booster	63	SkinPerfect Primer SPF30
		37	Gentle Soothing Booster	64	MultiVitamin Power Firm
				65	Age Reversal Eye Complex
<b>13</b>	<b>Cleansers</b>			66	Renewal Lip Complex
14	PreCleanse	<b>38</b>	<b>Targeted Treatments</b>	67	MultiVitamin Hand and Nail Treatment
15	Dermal Clay Cleanser	39	Phyto Replenish Oil		
16	Special Cleansing Gel	40	HydraBlur™ Primer	<b>69</b>	<b>MediBac Clearing®</b>
17	Essential Cleansing Solution			72	Clearing Skin Wash
18	The Sponge Cloth	<b>41</b>	<b>Eye Treatments</b>	73	Sebum Clearing Masque
		42	Soothing Eye Make-Up Remover	74	Overnight Clearing Gel
<b>19</b>	<b>Toners</b>	43	Total Eye Care SPF15	75	Clearing Mattifier
20	Multi-Active Toner	44	Intensive Eye Repair	76	Special Clearing Booster
		<b>45</b>	<b>Sheer Tint SPF20</b>	77	Breakout Control
<b>21</b>	<b>Exfoliants</b>	46	Sheer Tint SPF20	78	Oil Control Lotion
22	Gentle Cream Exfoliant			79	Oil Free Matte SPF30
23	Skin Prep Scrub	<b>47</b>	<b>AGE Smart®</b>		
24	Daily Microfoliant®	51	Skin Resurfacing Cleanser	<b>81</b>	<b>PowerBright TRx™</b>
25	Daily Resurfacer	52	Antioxidant HydraMist	84	C-12 Pure Bright Serum
26	Exfoliating Face Brush	53	Daily Superfoliant™	85	Pure Light SPF50
		54	MultiVitamin Thermafoliant®	86	Pure Night
<b>27</b>	<b>Moisturizers</b>	55	MultiVitamin Power Recovery® Masque		
28	Active Moist	56	MAP-15 Regenerator®	<b>89</b>	<b>UltraCalming™</b>
29	Skin Smoothing Cream			92	UltraCalming™ Cleanser





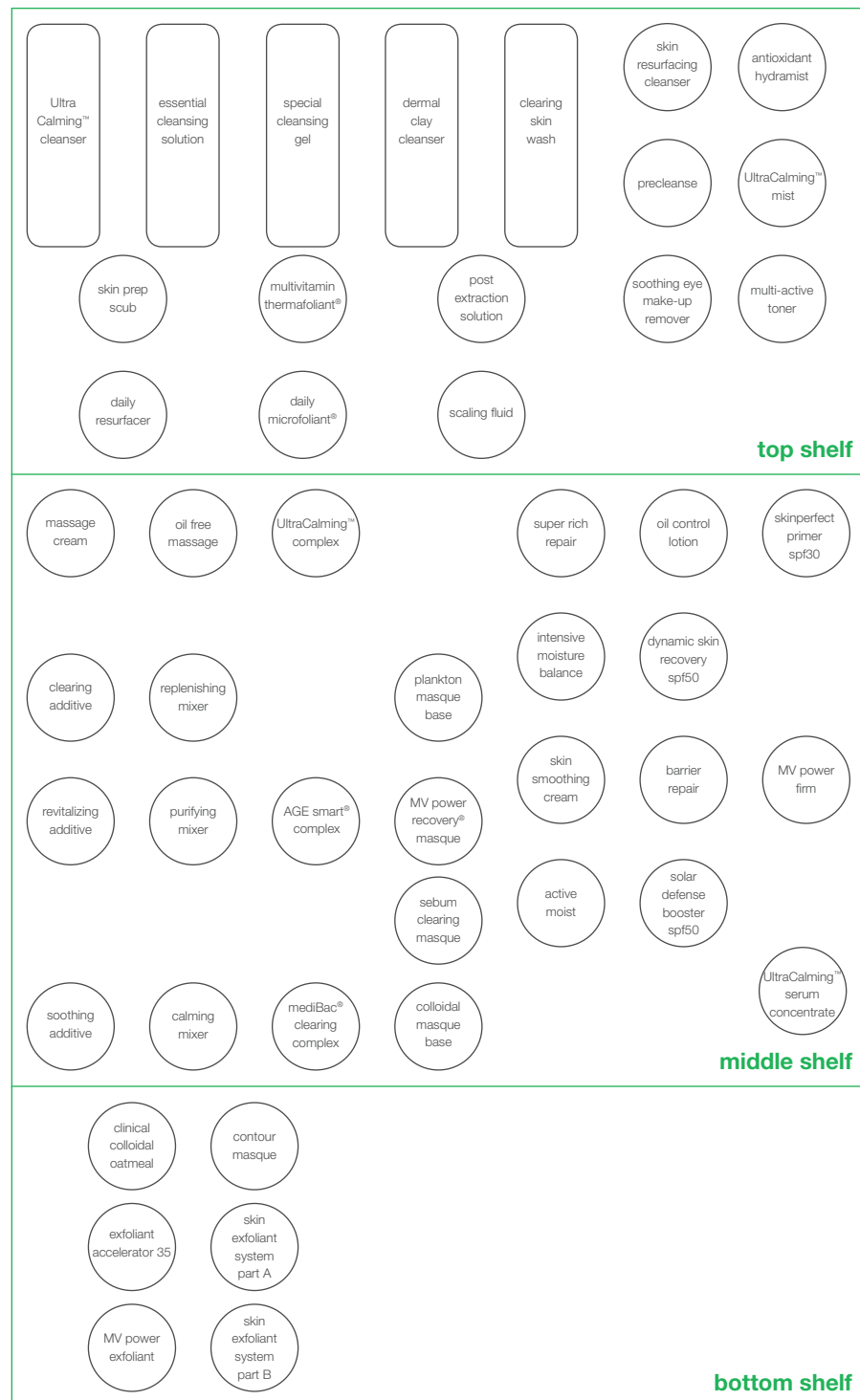
# building a successful business with dermalogica!

Dermalogica isn't just the world's leading professional product line – it's a complete system for success. We're working hard to support you in every way, from boosting your education to marketing to clients to grow your business, and to ensure all Dermalogica accounts are amongst the fastest-growing in the industry! Over the next few pages, you'll find proven business strategies that will help you grow your business as a Dermalogica account. Whether you're already very business-savvy or are new to the idea of running a business, Dermalogica is ready to help you with straight-forward plans for creating a successful business that continually grows.

## treatment room set-up

No matter what your treatment room size or what kind of treatments you deliver, Dermalogica has created the most efficient treatment room set-up that includes everything from your back bar to your appearance!














To the right is an outline of how Dermalogica professional products should be set up on your trolley.



## retailing and merchandising for success

Merchandising your retail area is critical to your center's image and retailing success. Presentation is everything, so properly showcasing Dermalogica will make your center stand out. Whether you are a skin treatment center that caters solely to clients interested in healthy skin, or are a full service salon, Dermalogica can help you expand your bottom line through retail and merchandising. Introducing new merchandising elements will be an initial investment for you, but updates are easy and inexpensive as most of the fixtures have been designed to be easily updated. This will create a fresh new look in your center instantly and help increase sales.

Follow these basic merchandising guidelines:

-  1. Clean your surface before you start.
-  2. Map and plan out all merchandising moves before you begin.
-  3. Dermalogica should be merchandised in a focal area within your account.
-  4. Ensure all Dermalogica products are easy to access and are merchandised in order of use (see schematics). Never lock products in a cabinet or place behind a counter.
-  5. Products should be well stocked and straight. Use a wooden ruler to straighten and even out products.
-  6. All Shelf Talkers or Tester Units should be clean and easily accessible.
-  7. Best-selling products should be merchandised at eye level.
-  8. Ensure testers are in front of corresponding products and are clean and full.
-  9. Use merchandising signs and sign holders whenever possible to enhance displays and to communicate to the consumer.
-  10. Always use current merchandising collateral pieces to ensure your presentation is up to date.
-  11. Create a hot spot at your cash wrap or high traffic area to highlight a launch, focal product or promotion. Utilize merchandising pieces shown in this guide to create impact at your point of sale.
-  12. Always display groupings in threes or fives; tallest to smallest, creating a pyramid shape. This will provide balance to your displays.
-  13. Cleaning tips for acrylic merchandising elements, acrylic fixtures and Tester Unit Shelf Talkers: Use Swiffer® dusters, a soft cloth and soap and water. Do not use glass cleaner – it will damage the acrylic!



**Don't waste your top shelf**

Use your top shelf to spotlight Dermalogica's latest product launch, promotion or heroes. Then merchandise the product below on a shelf that sits at eye level and is placed in its respective category. Highlight displays on risers and cubes.

**Categorize your products**

Keep a distinct space between your Dermalogica Cleansers, Moisturizers, Boosters, etc. (at least the width of a product carton). The separation between products not only provides a place for the eye to land, but also keeps product organized. The Shelf Talker System creates impact on shelf and is easy to navigate. Testers are placed in front of products, aligned to the left, for easy try and buy. Keep Dermalogica products 3-deep on shelves, as this is a nice compromise between looking overstocked and under stocked. Refer to the schematics for assistance when organizing product on your shelves.



display

**Impulse buys**

Dermalogica has an unlimited supply of travel-size products, skin kits and regimen kits that can be accommodated in a merchandising unit that fits conveniently at your register or check-out. Or, keep your check-out merchandised with the latest Dermalogica products or promotions, always keeping it neat and clean.



cash wrap

**Create impact with displays**

Use display sheets, collateral and risers to create impact on shelf. Add dimension by utilizing versatile risers to create a pyramid shape and always display products in odd numbers, i.e., threes, fives or sevens.



hot spot



display



glorifier



**Tester Unit**

Clients love to experience products before buying them, and one of the best places they can do this is at a tester unit. The tester unit is designed to sit on a counter or on its own pedestal base. The shelves are organized by category or segment – ideal for self navigation – and are easily removable from the tower to be used at Skin Bar® or other consultation area. The individual acrylic plates are easy to update when new products are introduced.

**Set up and maintenance**

Make sure your Dermalogica tester unit is easily accessible, completely stocked with every product and feature our bright “try me!” stickers (or the correct segment tester sticker). Have tissue on hand or close by.

**Customizing your tester unit**

The utility shelf can be used for tissue, additional tester products or showcasing a promotion or featured product.

**Keep your tester unit clean**

Wipe down the product nozzles and keep the environment around the unit tidy. Use a duster or soft cloth; do not use glass cleaner as it will scratch the acrylic.

**Turn walk-ins into repeat clients**

Your tester unit is a great way to grab the attention of new clients. When clients feel free to sample and play with products, you increase interest and interaction, and the potential for purchase.



## skin bar®

Skin Bar® is the no-pressure zone where clients can receive their free Face Mapping® skin analysis, perform their own mini-treatment under the guidance of a professional, feel free to ask questions about their skin and are more likely to purchase products and book treatments. Clients love Skin Bar® because it's fun and informative. You'll love Skin Bar® because it increases your bottom line.

At Skin Bar®, your one-on-one interaction with your client begins with the Face Mapping® skin analysis, continues with your product prescription, is the direct lead-in to MicroZone® treatments, and leads naturally into

your client getting hands-on with the Dermalogica products that will deliver results. Here are the top 5 reasons your business needs a Skin Bar®:

- 1** Skin Bar® is the perfect place to perform Face Mapping® skin analysis, which is proven to increase retail sales by up to 40%.
- 2** Skin Bar® drives home the importance of a product prescription that can only be given by a Dermalogica skin care professional.
- 3** When clients try, they buy! Skin Bar® gives clients the opportunity to play with products and ultimately fall in love with them: which leads to purchase!
- 4** Skin Bar® is a great place to introduce clients to the importance of professional treatments, including MicroZone® treatments.
- 5** Skin Bar® is a low-pressure environment, meaning clients can get to know you and trust you as their skin care professional without feeling pressured to make a purchase.
- 6** Skin Bar® is a core activity to offer at events to capture new clients and increase retail sales.

**skin bar® events**

If you can't incorporate Skin Bar® into your retail area, simply host Skin Bar® events! Invite clients via social media, postcard, or email, and let them know they can bring a friend. You can even take Skin Bar® on the road and participate in events, fairs and neighborhood gatherings. Skin Bar® is a fantastic acquisition tool.



## setting up skin bar®

Here's an outline of the tools you need to set up a successful Skin Bar® in your business:

- It is imperative that you are well-versed in Face Mapping® skin analysis, the zone-by-zone skin analysis that gives you an objective view of each client's skin condition. On top of serving as a tool for diagnosis, Face Mapping® skin analysis is your retailing weapon, because proper prescription of Dermalogica products means accurate results – and that means return clients!
- Set up stools around a high table with your Dermalogica counter tester unit in the middle, or create a “product pool” of retail-sized products set up neatly on a tray.
- Purchase a table-top mirror that can stand on its own, or set up your Skin Bar® in front of a mirror. Clients need to see what they're doing when they're applying product to their faces.
- Gather esthetic wipes or steam towels, mini-steamers, headbands, cotton pads and mirrors for clients to use when clients are testing products on their skin.
- Make sure you have Face Mapping® skin analysis Prescription Sheets, as these will guide you through the products to recommend. The Face Mapping® skin analysis Prescription Sheets have carbon copies, meaning you can keep a copy for yourself and give a copy to your client.
- Sampling is key – make sure you have plenty of samples on hand at your Skin Bar®, as well as our sample envelopes that will keep all samples and your client's Face Mapping® skin analysis Prescription Sheet in one convenient place.



Not available for purchase.

# cleansers

Thorough cleansing is the most critical step in both a successful professional treatment and at-home regimen, as it delivers immediate skin care benefits and is an important part of whole-body health. Because cleansing is so important, The International Dermal Institute created the Dermalogica Double Cleanse, the two-part cleansing routine that begins

with **PreCleanse** and finishes with the prescribed Dermalogica Cleanser. As part of the professional and at-home regimen, the Dermalogica Double Cleanse ensures the healthiest, cleanest skin ever. All Dermalogica Cleansers are soap-free and acid-balanced to protect the skin's natural moisture barrier.





**skin condition**

All skin conditions.

**description**

A lightweight Borage Seed and Apricot Kernel-based cleansing oil, fortified with Kukui Nut, Sunflower Seed and Rice Bran oils, that gently liquefies sebum and oil-based debris from the skin's surface. The hydrophilic (water-loving) formula enables **PreCleanse** and oil-based debris to be readily rinsed away without leaving behind any greasy residue. Follow with prescribed Dermalogica Cleanser for a thorough double cleanse.

**top products to prescribe**

- prescribed Dermalogica Cleanser
- Daily Microfoliant®
- Multi-Active Toner

**retail**

1 FL OZ / 30 mL  
5.1 FL OZ / 150 mL

**professional**

16 FL OZ / 473 mL

# precleanse

**application**

Begin by dispensing **PreCleanse** onto damp cotton. Remove eye and lip make-up by gently massaging over the area. Then, dispense into dry hands, massage over dry face to dissolve surface oil and dirt. Concentrate on areas of congestion or stubborn debris. Wet hands and continue massaging to create a light, milky emulsion. Rinse with lukewarm water. Follow with prescribed Dermalogica Cleanser for professional cleansing results.

**professional application**

Refer to the professional Dermalogica Double Cleanse routine in the Professional Services section of The Book.

**key ingredients**

**Borago Officinalis (Borage Seed):** contains Gamma Linoleic Acid (GLA), a fatty acid that has been widely used for treating inflammation, eczema, dehydration and scaliness.

**Prunus Armeniaca (Apricot) Kernel:** an excellent source of fatty acids, Vitamin A and Linoleic Acid. Oil helps soothe irritation, nourish and moisturize.

**Aleurites Moluccana (Kukui Nut):** a rich source of vitamins A, C and E plus omega-3 fatty acids that help reinforce the barrier lipids of the Stratum Corneum. Used to treat skin disorders, dry skin, acne and irritation.

**Oryza Sativa (Rice Bran):** this oil is rich in Oryzanol, B vitamins, Phytic Acid, antioxidants and phytosterols that help inhibit oxidative skin damage, soften skin and facilitate skin repair.

**Helianthus Annuus (Sunflower Seed) Oil:** a natural triglyceride, high in Oleic Acid, with excellent emollient properties.

**Tocopherol Acetate (Vitamin E):** a rich antioxidant vitamin that improves skin smoothness and softness.

**Caprylic/Capric Triglyceride:** an emulsifying agent that is activated by the addition of water to release the bonded oils from the skin's surface.

**benefits / top retailing points**

Dissolves oil-based make-up, sebum, sunscreens and environmental pollutants from skin's surface, enabling skin to be thoroughly cleansed.

Removes oils without compromising skin's natural barrier lipids or clogging pores.

Fortified with conditioning essential fatty acids to help smooth, calm and nourish skin.

Delivers a level of cleansing traditionally experienced in the professional treatment room.

A great make-up remover: even for mascara and long-wearing lipstick!

Enables the prescribed Dermalogica Cleanser to work more efficiently.



Check out a **video** here for more information on **PreCleanse**.

**skin condition**

Skin with excess oil production.

**description**

Water-soluble Bentonite and Kaolin clays combine with purifying botanical extracts and refreshing Menthol to remove excess oils and refine skin's texture.

**top products to prescribe**

- PreCleanse
- Active Moist
- Multi-Active Toner

**retail**

1.7 FL OZ / 50 mL  
8.4 FL OZ / 250 mL  
16.9 FL OZ / 500 mL

**professional**

32 FL OZ / 946 mL

# dermal clay cleanser

**application**

Following the removal of **PreCleanse**, apply to dampened face and throat, massaging with damp fingers in light, upward strokes. Concentrate on any areas of congestion and impurities. Rinse with warm water. Follow with **Multi-Active Toner** and prescribed Dermalogica Moisturizer.

**optional:**

Apply to wet face and throat and leave on for 5 minutes as a "mini" masque. Rinse thoroughly.

**professional application**

Refer to the professional Dermalogica Skin Treatment in the Professional Services section of The Book.

**key ingredients**

**Bentonite and Kaolin:** clays that help absorb excess oil, refine pores and clear congestion.

**Sambucus Nigra (Sambucus) Flower, Hedera Helix (Ivy) and Citrus Medica Limonum (Lemon) Fruit:** natural astringents that remove excess oils and refine skin's texture.

**Salvia Officinalis (Sage) Leaf and Cucumis Sativus (Cucumber) Fruit:** extracts that soothe and calm skin.

**Menthol:** soothes and helps calm aggravation while imparting a "cool" feeling on skin.

**benefits / top retailing points**

Skin-perfecting formula provides deep cleansing for oily, congested skin.

Unique clay formula thoroughly removes dead cell debris and absorbs excess oils.

Soothing Menthol helps calm aggravation and has a cooling sensation on skin.

Naturally astringent plant extracts help prevent future breakouts.

**skin condition**

All skin conditions.

**description**

A concentrated, soap-free, foaming gel designed to thoroughly remove impurities without disturbing the skin's natural moisture balance.

**top products to prescribe**

- PreCleanse
- Exfoliating Face Brush
- Prescribed Dermalogica Moisturizer



**retail**



1.7 FL OZ / 50 mL  
8.4 FL OZ / 250 mL  
16.9 FL OZ / 500 mL

**professional**



32 FL OZ / 946 mL

# special cleansing gel

**application**

Following the removal of **PreCleanse**, lather a pea-sized amount of gel in moistened hands and apply to dampened face and throat. Rinse with warm water. Follow with **Multi-Active Toner** and prescribed Dermalogica Moisturizer.

**professional application**

Refer to the professional Dermalogica Skin Treatment in the Professional Services section of The Book.

**key ingredients**

**Quillaja Saponaria:** a naturally-foaming extract that gently removes impurities and excess oils.

**Melissa Officinalis (Balm Mint):** a skin-soothing extract that cools and calms.

**Lavandula Angustifolia (Lavender):** a naturally antiseptic extract. Helps soothe and purify skin.

**benefits / top retailing points**

Soap-free, fragrance-free cleanser washes away impurities without stripping or drying.

Calming agents work to soothe and purify skin.

Gentle foaming lather cleanses away toxins and debris without over-drying, leaving a super-clean surface.

Use with **Exfoliating Face Brush** for a dual-action exfoliating cleanse.



Check out a **video** here for more information on **Special Cleansing Gel**.

**skin condition**

Dry or prematurely-aging skin.

**description**

A rich, creamy cleanser that gently lifts impurities from dry skin while nourishing and conditioning.

**top products to prescribe**

- PreCleanse
- Skin Hydrating Booster
- Intensive Moisture Balance



**retail**



1.7 FL OZ / 50 mL  
8.4 FL OZ / 250 mL  
16.9 FL OZ / 500 mL

**professional**



32 FL OZ / 946 mL

# essential cleansing solution

**application**

Following the removal of **PreCleanse**, apply to dampened face and throat, massaging with light, upward strokes. Concentrate on any areas of excessive dryness and impurities. Rinse with warm water. Follow with **Multi-Active Toner** and prescribed Dermalogica Moisturizer.

**professional application**

Refer to the professional Dermalogica Skin Treatment routine in the Professional Services section of The Book.

**key ingredients**

**Carthamus Tinctorius (Safflower):** softens and conditions skin.

**Ascorbyl Palmitate (Vitamin C) and Tocopheryl Acetate (Vitamin E):** antioxidants that improve skin smoothness and softness, and help control damage caused by free radicals.

**Rosmarinus Officinalis (Rosemary) Leaf and Citrus Medica Limonum (Lemon) Fruit:** extracts that refresh tired skin.

**benefits / top retailing points**

Gentle cream cleanser replenishes dry skin and maintains moisture levels.

Essential vitamins and plant extracts help nourish and condition skin.

Completely water-soluble emulsion rinses off easily.

**skin condition**

All skin conditions.

**description**


A super-soft, reusable cleansing cloth gentle enough for even the most sensitized skin. Use with your prescribed Dermalogica Cleanser to thoroughly remove make-up and debris without irritating skin.

**top products to prescribe**

- Prescribed Dermalogica Cleanser
- Prescribed Dermalogica Masque



retail



10 inches / 25 cm square

# the sponge cloth

**application**

Rinse to soften before using to gently remove cleansers, exfoliants and masques.

Rinse and let air dry.

**benefits / top retailing points**

Unique, soft texture efficiently removes cleansers, exfoliants and masques.

Made of durable, PVA (Polyvinyl Alcohol Foam) material, similar to a natural sea sponge. Lasts from use to use.

Can be machine washed in cold water. Allow to air dry.

Material hardens when dry, but will soften again when thoroughly moistened with warm water.

Rinses clean and dries quickly for convenient use.

Ideal for babies and travel.

Made from biodegradable, bacteria-resistant fabric.

# toners

Toning is an essential, yet often overlooked, portion of skin health regimens. Traditionally applied after cleansing, Dermalogica Toners can also be used to refresh and hydrate as needed throughout the day.

Locate additional Dermalogica Toners for specific concerns and conditions in their respective AGE Smart®, UltraCalming™ and MediBac Clearing® sections.



**skin condition**

All skin conditions.

**description**

An ultra-light spritz that refreshes and hydrates the skin while smoothing the surface. Helps condition skin to prepare for proper moisture absorption.

**top products to prescribe**

- Special Cleansing Gel
- Skin Hydrating Booster
- Body Hydrating Cream

**retail**

1.7 FL OZ / 50 mL  
8.4 FL OZ / 250 mL

**professional**

16 FL OZ / 473 mL

# multi-active toner

**application**

After performing the Dermalogica Double Cleanse, spray directly over the entire face and throat with eyes closed. Follow with prescribed Dermalogica Moisturizer.

**professional application**

- 1** Spritz onto the face, throat and upper chest evenly in an arc-like motion. Ensure the eyes are closed.
  - 2** Gently press excess product into skin. Skin should remain damp following application, allowing even absorption of prescribed Dermalogica products.
- optional:**  
**Multi-Active Toner** may be spritzed onto skin to aid with the moistening and removal of **Plankton Masque Base**, or any other setting masque.

**key ingredients**

**Lavandula Angustifolia (Lavender):** a naturally antiseptic extract. Helps soothe and purify skin.

**Melissa Officinalis Leaf (Balm Mint) and Aloe Vera:** helps cool, soften and hydrate skin.

**Arnica Montana and Cucumis Sativus (Cucumber) Fruit:** extracts that help keep skin smooth and refreshed.

**Sodium PCA:** a moisture-binding humectant that provides effective moisture absorption and hydration.

**benefits / top retailing points**

Helps even out porosity of skin to allow for optimal moisturizer absorption.

Ideal for use during air travel.

Can be spritzed on throughout the day to help maintain hydration levels.



Check out a **video** here for more information on **Multi-Active Toner**.

# exfoliants

From breakout-prone and aging skin to hyperpigmented and dry, dehydrated skin, exfoliation is important to the health of all skin conditions. Dermalogica recommends pairing one day of intense exfoliation with seven days of gentle exfoliation to more effectively stimulate cell renewal rates, helping to reduce the signs of premature aging, improve skin

texture, remove excess surface cells that clog follicles and brighten skin. With our selection of chemical and physical exfoliants that range from gentle to more intense, there is a Dermalogica Exfoliant for every skin condition.





**skin condition**

All skin conditions, except sensitized.

**description**

A powerful, non-abrasive hydroxy acid and enzyme exfoliation masque that thoroughly removes dulling surface debris, dramatically improving skin texture.

**bioactivity score 14****top products to prescribe**

- Prescribed Dermalogica Cleanser
- Solar Defense Booster SPF50
- Skin Smoothing Cream



retail



2.5 FL OZ / 75 mL

## gentle cream exfoliant

**application**

After performing the Dermalogica Double Cleanse, apply a thin layer over cleansed face and throat. Use care around the delicate eye area. Mild stinging is usual but should dissipate quickly. Let activate for 10 to 15 minutes. Rinse well. Use 1 to 2 times weekly or as recommended.

**contraindications for use**

Not recommended for users of any topical or orally-prescribed acne, Vitamin A derived, skin exfoliation medications. Do not use on skin that is sunburned, irritated, sensitive or has recently been waxed. This product may increase your skin's sensitivity to the sun. Use a sunscreen and limit sun exposure while using this product and for a week afterwards.

**key ingredients**

**Lactic Acid and Salicylic Acid:** alpha and beta hydroxy acids that slough off dead skin cells, speeding cell renewal.

**Sulfur:** clears the skin by eliminating bacteria associated with acne and by clearing excess oil and congestion in the follicle.

**Papain and Bromelain:** enzymes that digest excess surface cells.

**Lavandula Angustifolia (Lavender), Aloe Vera and Centaurea Cyanus (Cornflower):** extracts that help reduce sensitivity and soothe the skin.

**Diatomaceous Earth:** gently resurfaces and refines.

**Apricot Kernel Oil:** helps maintain skin's protective barrier.

**benefits / top retailing points**

Provides chemical exfoliation with the convenience of a two-in-one masque and exfoliation treatment.

Helps loosen dead skin cells and clear follicles to promote skin health and prepare skin for optimal absorption of moisturizing ingredients.

Contains both alpha and beta hydroxy acids to help speed cell turnover and cell renewal rates.

Provides effective, non-aggressive retexturization while increasing hydration and smoothness.

**skin condition**

All skin conditions, especially skin with excess oil production.

**description**

A skin-polishing scrub with natural Corn Cob Meal that leaves skin with a smooth, healthy complexion.

**bioactivity score 1****top products to prescribe**

- Prescribed Dermalogica Cleanser
- Active Moist
- Multi-Active Toner



retail



2.5 FL OZ / 75 mL

professional



6 FL OZ / 177 mL

## skin prep scrub

**application**

After performing the Dermalogica Double Cleanse, apply with damp hands to damp face and throat, avoiding the eyes. Rinse thoroughly with warm water. Use 2 to 3 times a week or as recommended.

**professional application**

- 1 Apply with damp hands to damp face and throat, avoiding the eyes. Customize with prescribed Botanical Mixer.
- 2 Massage evenly over skin by using the fingertips in small circular movements.
- 3 Remove all traces with damp sponges soaked in water customized with prescribed Botanical Mixer.

**optional:**

Combine with **Essential Cleansing Solution**, **Special Cleansing Gel** or **Dermal Clay Cleanser** for an exfoliating power cleanse.

Use with **Exfoliating Face Brush** for a deeper level of exfoliation.

**contraindications for use**

Not recommended for users of any topical or orally-prescribed acne, Vitamin A derived, skin exfoliation medications. Do not use on skin that is sunburned, irritated, sensitive or has recently been professionally exfoliated, resurfaced or waxed.

**key ingredients**

**Corn Cob Meal:** finely granulated to gently remove dulling surface debris.

**Malva Sylvestris (Mallow), Hedera Helix (Ivy) and Aloe Vera:** extracts that help soothe and help prevent over-stimulation.

**Honey:** a humectant that helps replenish and bind moisture to skin.

**Tocopheryl Acetate (Vitamin E):** a rich antioxidant vitamin that improves skin smoothness and softness.

**Arnica Montana and Cucumis Sativus (Cucumber) Fruit:** extracts that help keep skin smooth and refreshed.

**benefits / top retailing points**

Removes clogging surface debris, allowing for optimal absorption of treatment ingredients.

Gently polishes skin to create a smooth surface.



**skin condition**

All skin conditions.

**description**

This unique Rice-based enzyme powder with a botanical brightening complex microfoliates dulling debris and instantly leaves skin noticeably smoother and brighter. Can be used daily.

**bioactivity score 5****top products to prescribe**

- Daily Resurfacer
- Multi-Active Toner
- Solar Defense Booster SPF50



retail



2.6 OZ / 75 g

professional



6 OZ / 170 g

## daily microfoliant®

**application**

Dispense about a half-teaspoon of **Daily Microfoliant®** into very wet hands and create a creamy paste by rubbing hands together. Apply to face in circular motions, avoiding the eye area. Massage gently for one minute, then rinse thoroughly. Follow with prescribed Dermalogica Toner and Moisturizer.

**professional application**

- 1 After performing the Dermalogica Double Cleanse, dispense approximately a half-teaspoon of **Daily Microfoliant®** into very wet hands and create a creamy paste by rubbing hands together.
- 2 Apply and massage over skin with small circular motions. **Daily Microfoliant®** may also be applied to the eyes and lips. Massage gently for 2 minutes.
- 3 Steam may be used to facilitate more slip-and-glide when lightly massaging over skin.
- 4 A warm steam towel or damp sponges may be used to ensure thorough removal of product.

**optional:**

To provide a “power boost” to **Daily Microfoliant®**, add 1 pump **Exfoliant Accelerator 35** or 1 tube of **MultiVitamin Power Exfoliant** to the paste prior to application. Avoid the eyes and lips. Follow step 4 for removal.

For superior exfoliation, the use of electric brushes may be introduced with the paste.

**contraindications for use**

Not recommended for users of any topical or orally-prescribed acne, Vitamin A derived, skin exfoliation medications. Do not use on skin that is sunburned, irritated, sensitive or has recently been professionally exfoliated, resurfaced or waxed.

**key ingredients**

**Glycyrrhizate Glabra (Licorice), Oryza Sativa (Rice) and Citrus Grandis (Grapefruit):** brightening complex helps even skin tone.

**Oryza Sativa (Rice) Bran and Rice Extract:** gently microfoliate the skin’s surface to facilitate penetration of the brightening complex.

**Papain and Salicylic Acid:** help dissolve excess surface cells.

**benefits / top retailing points**

Gentle enough for daily use.

Removes dulling surface debris to reveal brighter, smoother skin, and stimulates cell renewal for improved suppleness.

Helps balance uneven pigmentation for a more even complexion.

The perfect daytime companion to nighttime use of **Daily Resurfacer**.



Check out a **video** here for more information on **Daily Microfoliant®**.

**skin condition**

All skin conditions, except users of medically-prescribed exfoliating products.

**description**

A precise dose of leave-on exfoliating treatment ideal for use between professional treatments. Hydroxy acids smooth skin without causing redness and help reduce the signs of premature aging. A brightening complex helps even skin tone while soothing Rooibos and Green teas, combined with Hyaluronic Acid and Eelgrass, help skin retain moisture, reducing the appearance of fine lines.

**bioactivity score 9****top products to prescribe**

- Daily Microfoliant®
- Skin Hydrating Booster
- Solar Defense Booster SPF50



retail

35 doses  
1.75 FL OZ / 52 mL

professional



4 FL OZ / 118 mL

## daily resurfacer

**application**

Perform the Dermalogica Double Cleanse that begins with **PreCleanse**, followed by prescribed Dermalogica Cleanser. Pat dry. Tear open pouch and remove applicator. Place over index finger and apply in a circular motion by touching the applicator to the face. The specialized applicator allows you to work over areas of particular concern. Let dry. Use once daily after cleansing. Follow with prescribed Dermalogica Toner, Concentrated Booster and Moisturizer. For best results, use **Daily Microfoliant®** in the morning and **Daily Resurfacer** at night.

**professional application**

- 1 Hold one sponge against the top of the pump disk and press down twice to saturate. (First use may require additional pumps.)
- 2 Apply after performing the Dermalogica Double Cleanse.
- 3 Apply after masque removal, before application of moisturizer.

**contraindications for use**

Not recommended for users of any topical or orally-prescribed acne, Vitamin A derived, skin exfoliation medications. Do not use on skin that is sunburned, irritated, sensitive or has recently been professionally exfoliated, resurfaced or waxed. This product may increase your skin’s sensitivity to the sun. Use a sunscreen and limit sun exposure while using this product and for a week afterwards.

**key ingredients**

**Salicylic Acid:** resurfaces and stimulates natural exfoliation.

**Apple Fruit and Sugar Cane:** extracts that stimulate cell renewal and cell turnover while gently sloughing surface cells.

**Hyaluronic Acid and GAGs:** glycosaminoglycans that hold up to 1,000 times their weight in water help to hydrate skin.

**Zostera (Seagrass or Eelgrass):** contains polysaccharides (sugars) that form a hydration net over skin’s surface that cushions and protects.

**Citrus Unshiu Peel and Rice Extract:** brighteners that help control melanin biosynthesis to help even out skin tone and control hyperpigmentation.

**benefits / top retailing points**

Chemical and physical exfoliants combine to deliver effective exfoliation.

The perfect nighttime companion to daytime use of **Daily Microfoliant®**.

Resurfaces, smooths and brightens while evening skin tone to improve all-over skin clarity.

Shields against damaging free radicals while hydrating.

**skin condition**

All skin conditions.

**description**

This ultra-gentle brush works with your prescribed Dermalogica Cleanser to gently exfoliate dulling surface debris and impurities for effective cleansing.

**top products to prescribe**

- Skin Prep Scrub
- Prescribed Dermalogica Cleanser



## exfoliating face brush

**application**

Wet **Exfoliating Face Brush**. Apply a small amount of prescribed Dermalogica Cleanser to skin. Dampen and work over the skin using a circular motion, gently massaging over entire face. Avoid areas of sensitivity. Rinse well in tepid water and allow to air dry.

**benefits / top retailing points**

Enhances the action of Dermalogica Cleansers.

Gently exfoliates to remove dulling debris.

Hygienic, quick-drying nylon bristles.

Comes packaged in a convenient travel case.

## moisturizers

Moisturizers are vital to every skin care regimen regardless of skin condition, and do more than just moisten dehydrated skin. Emollients (usually lipid substances) help lubricate skin while making it soft, pliable and smooth. Moisturizers also help to protect the skin's natural defenses against the environment while controlling moisture

loss from the skin. This becomes more important as we age, when the Stratum Corneum's protective lipid barrier layer may be compromised, or slower in replenishing itself. Dermalogica has a moisturizer for every skin condition; from chronically dry and prematurely-aging to skin with excess oil production and breakouts.



**skin condition**

Skin with excess oil production.

**description**

A lightweight, oil-free lotion for daily moisture protection that actively combats surface dehydration while smoothing the skin's surface with botanical extracts.

**top products to prescribe**

- PreCleanse
- Dermal Clay Cleanser
- Skin Prep Scrub



retail

professional



1.7 FL OZ / 50 mL  
3.4 FL OZ / 100 mL



6 FL OZ / 177 mL



Check out a **video** here for more information on **Active Moist**.

# active moist

**application**

Apply over damp face and throat with light, upward strokes. Best when used following **Multi-Active Toner**. Can be applied over or mixed with prescribed Dermalogica Concentrated Booster for additional results.

**professional application**

- 1 Following the application of **Multi-Active Toner**, apply **Active Moist** evenly to the face and throat and blend with the fingertips.
- 2 Customize with prescribed Dermalogica Concentrated Booster and follow with prescribed Daylight Defense.

**key ingredients**

**Silk Amino Acids:** help smooth and improve skin texture.

**Citrus Medica Limonum (Lemon) Fruit, Hedera Helix (Ivy), Watercress and Burdock:** natural astringents that help refine skin.

**Lavandula Angustifolia (Lavender), Malva Sylvestris (Mallow) and Cucumis Sativus (Cucumber) Fruit:** soothing extracts that help provide deep hydration.

**benefits / top retailing points**

Provides effective oil-free hydration without leaving a greasy after-feel.

Smooths and helps improve skin texture.

Sheer, easy-to-apply formula goes on smooth and absorbs quickly.

**skin condition**

Dry, dehydrated or prematurely-aging skin.

**description**

A medium-weight cream with soothing botanicals and antioxidant vitamins to maintain skin's moisture balance while improving texture, helping to restore suppleness and tone.

**top products to prescribe**

- Special Cleansing Gel
- Phyto Replenish Oil
- Skin Hydrating Masque



retail

professional



1.7 FL OZ / 50 mL  
3.4 FL OZ / 100 mL



6 FL OZ / 177 mL



Check out a **video** here for more information on **Skin Smoothing Cream**.

# skin smoothing cream

**application**

Apply over damp face and throat with light, upward strokes. Best when used following **Multi-Active Toner**. Can be applied over or mixed with prescribed Dermalogica Concentrated Booster for additional results.

**professional application**

- 1 Following the application of prescribed Dermalogica Toner, apply **Skin Smoothing Cream** evenly to the face and throat and blend with the fingertips.
- 2 Customize with prescribed Dermalogica Concentrated Booster and follow with prescribed Daylight Defense.

**key ingredients**

**Retinyl Palmitate (Vitamin A):** helps stimulate collagen and reverse the signs of prematurely-induced photoaging.

**Silk Amino Acids:** help smooth and improve skin texture.

**Malva Sylvestris (Mallow), Cucumis Sativus (Cucumber) and Arnica Montana Flower:** extracts that help soothe and hydrate the skin.

**Vitis Vinifera (Grape) Seed, Ascorbyl Palmitate (Vitamin C) and Tocopheryl Acetate (Vitamin E):** antioxidants that help reduce free radical activity and stimulate collagen formation.

**Aloe:** moisturizes, promotes healing and helps prevent the appearance of dehydration lines.

**benefits / top retailing points**

Contains antioxidants to help fight skin-aging and skin-damaging free radicals.

Smooths fine lines and promotes elasticity.

Rich emollients help shield against dehydration and pollution.

**skin condition**

Dry or prematurely-aging skin.

**description**

An ultra-rich phytonutrient moisturizer designed to combat dry skin and reduce the signs of premature aging.

**top products to prescribe**

- Essential Cleansing Solution
- Phyto Replenish Oil
- MultiVitamin Power Recovery® Masque



retail



1.7 FL OZ / 50 mL  
3.4 FL OZ / 100 mL

professional



6 FL OZ / 177 mL

# intensive moisture balance

**application**

Apply over damp face and throat with light, upward strokes. Use twice daily, morning and night. Can be applied over or mixed with prescribed Dermalogica Concentrated Booster for additional results.

**professional application**

- 1 Following the application of prescribed Dermalogica Toner, apply **Intensive Moisture Balance** evenly to the face and throat and blend with the fingertips.
- 2 Customize with prescribed Dermalogica Concentrated Booster and follow with prescribed Daylight Defense.

**key ingredients**

**Retinyl Palmitate (Vitamin A):** helps stimulate collagen and reverse the signs of prematurely-induced photoaging.

**Ascorbyl Palmitate (Vitamin C), Tocopheryl Acetate (Vitamin E) and Ginkgo Biloba:** help prevent daily damage caused by free radicals, stimulate collagen formation and smooth skin texture.

**Echinacea Purpurea (Coneflower) and Vitis Vinifera (Grape) Seed:** help repair prematurely-aging skin, leaving it soft and supple.

**benefits / top retailing points**

Ideal for clients looking for a thicker cream.

Antioxidants help prevent daily damage caused by free radicals.

Strengthens skin's lipid barrier to help prevent moisture loss while smoothing the appearance of fine lines.

**skin condition**

All skin conditions.

**description**

Broad Spectrum sunscreen that adds critical UV defense to your moisturizer or foundation.

**top products to prescribe**

- Prescribed Dermalogica Moisturizer
- Daily Microfoliant®
- Daily Resurfacer



retail



1.7 FL OZ / 50 mL

professional



4 FL OZ / 118 mL

# solar defense booster spf50

**application**

Apply directly to face and neck for full SPF50 coverage, preferably 30 minutes prior to sun exposure.

**option:**

- For daily sun protection, mix equal amounts of **Solar Defense Booster SPF50** and prescribed Dermalogica Moisturizer in palm of hand. Apply to the face with smooth, upward strokes.

**professional application**

- 1 To complete a professional skin treatment, apply **Solar Defense Booster SPF50** following prescribed Dermalogica Toner. May be mixed with prescribed Dermalogica Moisturizer or used alone.

**warnings**

For external use only, not to be swallowed. Avoid contact with eyes. If contact occurs, flush thoroughly with water. If irritation develops, discontinue use. Do not use on infants under 6 months old.

**active ingredients**

Chemical sunscreens:

- Avobenzone
- Octinoxate

**key ingredients**

**UV Smart Booster Technology:** an encapsulated complex of antioxidant vitamins C and E; scavenges UV-induced free radicals while enhancing photoprotection.

**Oleosome Technology:** a Safflower-derived, sunscreen-filled capsule that provides enhanced moisturization while boosting SPF.

**Vitis Vinifera (Grape) Seed and Camellia Sinensis (Green Tea):** soothing botanical extracts that provide anti-enzyme and antioxidant protection.

**Magnesium Ascorbyl Phosphate (Vitamin C) and Tocopherol (Vitamin E):** antioxidants that improve skin smoothness and softness, and help control damage caused by free radicals.

**benefits / top retailing points**

Boost the UV defense of prescribed Dermalogica Moisturizers by mixing equal parts together. May also be used alone for maximum SPF50 coverage.

Sophisticated, non-chalky formula forms an invisible shield against skin damaging environmental assault.

Antioxidants help improve skin smoothness and softness while providing added defense against skin-aging free radicals.



## masques

Enhance the daily skin care regimen with powerful, problem-solving Dermalogica Masques. Designed for use based upon the client's Face Mapping® skin analysis and professional prescription, each masque provides a dramatic boost to the skin. Whether the client requires super-deep cleansing or intensive hydration and nourishment, Dermalogica Masques

are the ideal regimen supplement to help overcome skin concerns.

Locate additional masques for specific concerns and conditions in their respective AGE Smart® and MediBac Clearing® sections.



### skin condition

All skin conditions.

### description

A refreshing, moisturizing masque to remedy dry, stressed skin. Unique cross-linked Hyaluronic Acid traps moisture to deliver time-released hydration for lasting suppleness. Help stimulate skin's Natural Moisturizing Factor while lycopene-rich Tomato Seed lipids help restore skin's protective barrier, enhancing moisture levels for healthier, smoother skin.

### top products to prescribe

- Daily Microfoliant®
- Multi-Active Toner
- Skin Hydrating Booster



retail



2.5 FL OZ / 75 mL

## skin hydrating masque

### application

Apply a smooth layer to clean face and throat. Allow masque to absorb for 7 to 10 minutes. Rinse with tepid water or remove with **The Sponge Cloth**. Use once or twice a week as prescribed.

### key ingredients

**Hyaluronic Acid:** unique cross-linked ingredient; provides increased hydration and improved elasticity.

**Salicornia Extract:** a plant extract; helps reinforce skin's Natural Moisturizing Factor and increase water content of skin.

**Codium:** a green algae; helps regulate moisture content and water levels to provide in-depth moisturization.

**Solanum Lycopersicum (Tomato) Seed Oil:** source of lycopene-rich lipids that help restore protective barrier lipids of skin.

**Tocopherol (Vitamin E):** antioxidant that helps repair daily damage caused by free radicals.

**Canadian Willowherb (Epilobium):** anti-irritant; helps calm skin.

### benefits / top retailing points

Can be used over the entire face and throat or as a hydrating eye and lip masque.

Intensify hydration by applying **Skin Hydrating Booster** to skin before applying masque.

Helps restore suppleness while minimizing the appearance of fine lines.

Plant extracts help soothe and calm skin.

Can be massaged into cuticles to relieve dryness and cracks.



**skin condition**

All skin conditions.

**description**

This all-in-one treatment masque detoxifies, brightens and invigorates all skin conditions. A fast-acting, easy-to-remove formula, it is ideal for rescuing tired, lackluster or dull skin.

**top products to prescribe**

- Intensive Eye Repair
- Active Moist
- HydraBlur™ Primer



retail



2.5 FL OZ / 75 mL

## charcoal rescue masque

**application**

After cleansing, apply generously to face and throat, avoiding the eye area. After 7 to 10 minutes, lightly massage with very wet hands to enhance physical exfoliation properties during removal. Rinse thoroughly. Follow with prescribed Dermalogica Toner, Targeted Treatment and Moisturizer. Formulated for frequent use, whenever skin needs a fast-acting rescue.

**key ingredients****Activated Binchotan Charcoal:**

powerfully draws out excess oil and impurities.

**Bentonite and Kaolin:** clays that help absorb excess oil, refine pores and clear congestion.

**Sulfur:** removes dulling dead skin cells, combats breakout-causing bacteria and energizes skin.

**Volcanic Ash, Hot Spring Ash, Maris Limus (Sea Silt) Extract and Bambusa Arundinacea (Bamboo) Stem Extract:** physical exfoliants that dramatically brighten and smooth skin.

**Mandelic, Phytic and Lactic Acids:**

Alpha Hydroxy Acids (AHAs) that stimulate cell turnover and cell renewal for improved skin texture.

**Peumus Boldus (Chilean Wild Mint)**

**Leaf Extract:** helps clarify, soothe and refine pores.

**Niacinamide:** combats redness and congested pores.

**Melaleuca Alternifolia (Tea Tree), Eucalyptus Globulus (Eucalyptus) and Mentha Arvensis (Cornmint) Leaf Oils:** known for their anti-bacterial properties. Used to help soothe the skin.

**benefits / top retailing points**

This masque is the go-to, all-in-one formula for all skin conditions.

Formulated for frequent use with immediate results.

Powerfully draws out impurities from the skin.

Accelerates skin brightening with dual-action exfoliation.

Should be used whenever you want to treat any skin concern, or need a fast-acting “pick-me-up” for tired, lackluster skin.

## concentrated boosters

Concentrated Boosters are highly-active extracts that can be used to customize a client's regimen on a day-to-day basis. Designed to be used alone for targeted results, mixed in with Dermalogica Moisturizers or applied underneath Masques, Concentrated Boosters are the perfect way for clients to take control of skin's natural fluctuations. Their versatility

makes them ideal in adapting any at-home regimen to the changes in climate, hormonal imbalance or lifestyle.



**skin condition**

All skin conditions.

**description**

A super-saturated hydrating fluid that intensely moisturizes thirsty skin as it smooths and minimizes fine lines.

**top products to prescribe**

- Multi-Active Toner
- Skin Smoothing Cream
- Skin Hydrating Masque



retail



1 FL OZ / 30 mL

## skin hydrating booster

**application**

Squeeze 6 to 10 drops onto fingertips and massage gently over face and throat. Follow with prescribed Dermalogica Moisturizer. Can also be used underneath prescribed Dermalogica Masque. Can also be mixed with prescribed Dermalogica Moisturizer then applied to face and throat.

**key ingredients**

**Hyaluronic Acid:** holds 1000 times its weight in water for powerful hydration.

**Panthenol (Pro-Vitamin B<sub>5</sub>):** aids in skin repair and hydration.

**Algae Extract:** nutrient rich; helps restore moisture balance while softening skin.

**benefits / top retailing points**

Hydrates tissues to smooth skin, improve suppleness and minimize the appearance of fine lines.

Non-greasy formula suitable for all skin conditions.

Restores barrier layer to retain critical moisture levels.

Revitalizes parched skin.

**skin condition**

Sensitive and sensitized skin.

**description**

A concentrated, oil-free complex of ultra-soothing botanicals and healing Honey that calms and hydrates irritated or sensitized skin.

**top products to prescribe**

- UltraCalming™ Cleanser
- UltraCalming™ Mist
- Barrier Repair



retail



1 FL OZ / 30 mL

## gentle soothing booster

**application**

Squeeze 6 to 10 drops onto fingertips and massage gently over face and throat. Follow with prescribed Dermalogica Moisturizer. Can be used underneath prescribed Dermalogica Masque. Can also be mixed with prescribed Dermalogica Moisturizer then applied to face and throat.

**key ingredients**

**Rubus Idaeus (Raspberry) Fruit:** a soothing extract that helps calm sensitive skin and aggravation.

**Honey:** helps replenish and bind moisture to skin.

**Calendula Officinalis Flower, Chamomilla Recutita (Matricaria) Flower and Centaurea Cyanus (Cornflower):** calming extracts that instantly reduce irritation.

**benefits / top retailing points**

Can be used to soothe a variety of irritation, whether caused by sensitivity, windburn or breakouts.

Oil-free formula acts as a humectant without leaving a greasy feel.

Helps control redness brought on by irritation, or caused by delicate or sensitive skin.

Can be used in key areas such as the cheeks, or applied all over the face.

## targeted treatments

Unlike the other formulas in the Dermalogica retail line, Targeted Treatment are designed to zone-in on specific areas of the face and body, rather than focus on overall conditions. They are highly individualized in their application, and have a specialized role in the at-home regimen. The Targeted

Treatment products you'll prescribe will be based heavily on the Face Mapping® skin analysis you conduct on each client. You should explain to your clients that the different zones each have specific needs – needs that can change daily! As such, find Dermalogica Targeted Treatments for specific concerns

and conditions in their respective AGE Smart®, PowerBright TRx™, UltraCalming™ and MediBac Clearing® sections.



### skin condition

Ideal for normal to dry skin.

### description

A feather-light treatment oil that rapidly absorbs to reinforce the skin's protective barrier, help replenish depleted lipids, lock in critical moisture, and defend against free radical damage.

### top products to prescribe

- Daily Microfoliant®
- Skin Smoothing Cream
- Skin Hydrating Masque



retail



1 US FL OZ / 30 mL

## phyto replenish oil

### application

After cleansing, press 4 to 6 drops into skin. Follow with recommended Dermalogica Moisturizer. Alternatively, mix with Dermalogica Moisturizer to apply. Hold bottle upside down for 2 to 3 seconds to initiate product flow. Use daily.

### key ingredients

#### Camellia Japonica (Camellia) Oil:

a unique plant oil with lipid barrier properties that inhibit Trans-Epidermal Water Loss (TEWL). Combats ROS, which contribute to the breakdown of lipid-rich cell membranes within the skin and leave skin vulnerable to damage. Also provides a light, esthetically-pleasing feel, as well as calming, soothing and anti-aging benefits.

#### Calophyllum Inophyllum (Tamanu) Oil:

a source of specific phytoactives that inhibit the breakdown of lipid-rich cell membranes from free radicals. Helps protect skin barrier lipids from UV radiation and accelerate wound healing. Possesses antioxidant, anti-bacterial and skin-soothing properties.

#### Cymbidium Grandiflorum (Orchid) Flower Extract:

rich in minerals naturally found in skin; a source of sugar and polysaccharides that help seal in moisture while balancing the skin's Natural Moisturizing Factor (NMF).

**Salvia Hispanica (Chia Seed) Oil:** rich in antioxidants that help quench free radicals; a source of omega-3-fatty acids – known to help reduce inflammation; possesses exceptional antioxidant, anti-inflammatory and moisturizing properties.

**Hydroxy-Methoxyphenyl Decanone:** synthetically-made, but nature-identical to actives found in plants of the Ginger family. A highly-potent Hyaluronic Acid booster, antioxidant and anti-irritant.

#### Helianthus Annuus (Sunflower Seed) Extract:

possesses essential fatty acids that help decrease moisture loss. A rich source of tocopherols (Vitamin E), which provide excellent antioxidant properties to help preserve the skin's protective barrier and defend against free radical damage.

#### Oryza Sativa (Rice Bran) Extract:

moisturizes and protects against harmful free radicals. Extremely rich in Vitamins B and E, which help reduce traces of skin roughness.

#### Rosmarinus Officinalis (Rosemary) Leaf Extract:

possesses antioxidant, purifying and anti-irritant properties; helps protect against free radical damage and the effects of environmental stresses on the skin.

### benefits / top retailing points

Works in three phases to strengthen, hydrate and shield for healthy, luminous skin.

Reinforces the skin's natural protective barrier.

Leverages the best of nature's phytoactives to solve dryness and dehydration.

Smooths visible dehydration lines and locks in critical moisture. Creates an antioxidant shield against free radical damage.

Provides an all-day dewy finish.



**skin condition**

All skin conditions, particularly dry or dehydrated.

**description**

Lightweight, non-greasy primer minimizes the appearance of fine lines and wrinkles, mattifies against oily shine and imparts a silky, luminous finish to skin. H<sub>2</sub>ORelease™ Complex and Abyssinian Oil help provide intense, sustained-release moisturization that locks in optimum hydration levels. A microencapsulated tint releases upon application to provide neutral, self-adjusting coverage while Whu-Zhu-Yu Fruit Extract enhances skin radiance. Naturally-astringent Mushroom Extract reduces pore size and appearance.

**top products to prescribe**

- Daily Microfoliant®
- Skin Hydrating Booster
- Total Eye Care SPF15



retail



0.75 FL OZ / 22 mL

## hydrablur™ primer

**application**

After applying prescribed Dermalogica Moisturizer, smooth and blend over entire face and throat. Can be worn alone for flawless-looking skin or under make-up for a smooth canvas.

**key ingredients**

**H<sub>2</sub>ORelease™ Complex:** gradually releases moisture into the stratum corneum, optimizing the skin's hydration levels and controlling Trans-Epidermal Water Loss (TEWL). Provides intense, sustained-release moisturization that locks in optimum hydration levels all day.

**Crambe Abyssinica (Abyssinian) Seed Oil:** lightweight seed oil that forms a non-occlusive film over the skin to smooth skin texture and tone. Helps maintain critical moisture balance without clogging pores.

**Fomes Officinalis (Mushroom) Extract:** has naturally-astringent, non-drying properties that help reduce pore visibility and size.

**Evodia Ruteacarpa (Wu-Zhu-Yu) Fruit Extract:** has powerful anti-inflammatory properties. Helps boost microcirculation in skin, enhancing skin radiance and luminosity.

**Silica, Vinyl Dimethicone/Methicone Silsesquioxane and Boron Nitride:** provide dramatic "blurring" effect that instantly mattifies the skin, and decreases the appearance of fine lines and rough texture. Imparts a smooth, silky feel and helps support make-up stability for extended wear.

**Glycerin and Sodium PCA:** humectants naturally found in the skin that help bind water into tissue, maintaining proper hydration levels that help minimize fine lines from dehydration.

**benefits / top retailing points**

Multifunctional product not only acts as a make-up primer but intensely hydrates skin, refines pores and mattifies oily shine.

"Blurs" imperfections and smoothes skin while providing neutral, self-adjusting coverage.

Can be worn alone, or underneath Sheer Tint SPF20 or make-up, to help skin look flawless and deliver a lasting make-up finish.

## eye treatments

The skin around the eyes is thinner and more delicate, which means it is extra susceptible and more likely to be the first place to show any signs of skin damage caused by environmental assaults. Protect the health and appearance of the eye area with our Eye Treatments, designed to shield against environmental assaults while nourishing,

hydrating, brightening and minimizing the appearance of dark circles due to hyperpigmentation and fine lines due to dehydration.



**skin condition**

All skin conditions.

**description**

An oil-free, S.D. alcohol-free and water-soluble gentle gel specially formulated to instantly dissolve all traces of eye and lip make-up, including stubborn mascara.

**top products to prescribe**

- Total Eye Care SPF15
- Skin Hydrating Masque
- Intensive Eye Repair



retail



4 FL OZ / 120 mL

professional



8 FL OZ / 237 mL

## soothing eye make-up remover

**application**

Apply a small amount to wet cotton. Remove eye and lip make-up by gently massaging over the area. Rinse thoroughly with warm water.

**professional application**

- 1 Spread a pea-sized amount across three dampened cotton pads.
- 2 Place one pad over each eye.
- 3 Gently cleanse the lips, removing lip make-up with the third pad, ensuring firm but gentle support of the mouth.
- 4 Cleanse the eye area by gently wiping above the eyelashes and then below. Concentrate on cleansing through the brow line. Ensure firm but gentle support of the eye.
- 5 Wipe down the lashes to enable removal of mascara.
- 6 Repeat on the other eye.
- 7 Damp sponges or **The Sponge Cloth** and warm water should be used to remove all traces of **Soothing Eye Make-Up Remover**.

**key ingredients**

**Silk Amino Acids:** help smooth and improve skin texture while helping to strengthen lashes and condition surrounding areas.

**Citric Acid:** helps maintain pH-balance.

**benefits / top retailing points**

Clean rinsing and conditioning formula allows for sting-free make-up removal, without dehydrating the delicate eye area.

Won't leave an oily residue on the eyes.

**skin condition**

All skin conditions.

**description**

An advanced alpha hydroxy eye treatment cream with broad spectrum sunscreen protection to help protect and repair the delicate eye area while reducing the appearance of dark circles and lines.

**top products to prescribe**

- Solar Defense Booster SPF50
- Sheer Tint SPF20
- Skin Hydrating Booster



retail



0.5 FL OZ / 15 mL

## total eye care spf15

**application**

After cleansing in the morning, gently pat around the entire eye area, blending inward from the outer corner. Can be applied over **Skin Hydrating Booster**.

**key ingredients**

**Titanium Dioxide:** a chemical-free, physical sunscreen that provides optimum UVA and UVB protection.

**Lactic Acid:** an alpha hydroxy acid that smooths and retexturizes.

**Sodium PCA:** a moisture-binding protein that acts as a humectant to allow for more efficient moisture absorption.

**Spiraea, Hydrocotyl and Bisabolol:** extracts that help firm and reduce puffiness and fine lines.

**Mica:** minerals that help reflect light and create an iridescence.

**benefits / top retailing points**

Contains chemical-free SPF to help prevent further damage caused by UV rays.

Smooths and retexturizes to help diminish fine dryness lines.

Helps to reduce puffiness; restores translucency and freshness to the eye area.

Optical light diffusers help minimize dark circles.



**skin condition**

Dry or prematurely-aging skin.

**description**

An ultra-rich cream of skin-replenishing phytonutrients, antioxidant vitamins and soothing botanicals to help diminish dry lines and repair damage around the delicate eye area.

**top products to prescribe**

- Essential Cleansing Solution
- Skin Hydrating Booster
- Intensive Moisture Balance



retail



0.5 FL OZ / 15 mL

## intensive eye repair

**application**

After cleansing, gently pat around the eye area, blending inward from the outer corner. Can be applied over **Skin Hydrating Booster**.

**key ingredients**

**Cucumis Sativus (Cucumber), Butcherbroom and Arnica Montana:**

soothing extracts that help maintain the skin's elasticity and texture.

**Panthenol (Pro-Vitamin B<sub>5</sub>) and Retinyl Palmitate (Vitamin A):** help repair prematurely-aging skin.

**Ascorbyl Palmitate (Vitamin C), Tocopheryl Acetate (Vitamin E), Grape Seed Extract, Ginkgo Biloba and Camellia Sinensis (Green Tea):** help defend skin against free radicals, smooth delicate eye tissue and stimulate collagen synthesis.

**benefits / top retailing points**

Ideal for clients who prefer an emollient eye treatment.

Helps repair the signs of photoaging skin while antioxidants defend against further damage.

Diminishes the appearance of fine lines by infusing skin with hydration.

Soothing botanicals and phytonutrients help return skin to optimum health and restore suppleness.

## sheer tint spf20, 3 shades

Many of today's cosmetic tinted moisturizers are focused more on delivering make-up benefits than skin care benefits. In their efforts to deliver flawless looks, these formulas often sacrifice skin health with ingredients that trigger congestion and breakouts, as well as sensitivity and irritation that can lead to premature aging.

In addition, some of these products deliver little to no Broad Spectrum SPF defense, leaving skin insufficiently protected against the damaging, skin-aging effects of UV radiation.

Healthy skin doesn't have to be compromised in order to look and feel its best. The experts at The International Dermal Institute have developed Sheer Tint SPF20 to put skin health first while delivering sheer, long-lasting coverage in three shades. This hydrating formula transcends make-up by shielding skin against future damage, improving skin texture and reducing the appearance of fine dehydration lines.



**skin condition**

All skin conditions.

**description**

A lightly-tinted SPF moisturizer that provides an all-day sheer wash of color. Natural, light-diffusing Iron Oxides provide translucent color for radiant skin, while Broad Spectrum sunscreens shield against damaging UV rays. Hydrolyzed Pearl amino acids, hydrating Hyaluronic Acid and antioxidant Walnut Seed extracts help improve skin texture and reduce the appearance of fine dehydration lines. Available in light, medium and dark skin tone shades.

**top products to prescribe**

- Multi-Active Toner
- Total Eye Care SPF15
- Daily Resurfacer



retail



1.3 FL. OZ. / 40 mL

# sheer tint spf20

**application**

After cleansing and toning, smooth over face and throat.

**professional application**

Following the application of Dermalogica Toner, apply **Sheer Tint SPF20 (Medium)** over face and throat with light, upward strokes.

**active ingredients**

- Octinoxate
- Zinc Oxide

**key ingredients****Hydrolyzed Pearl (Pearl Powder):**

A fine powder rich in amino acids, Calcium, sugars and peptides; helps enhance skin luminosity, simulate cell renewal, inhibit glycation formation, and control hyperpigmentation by inhibiting Tyrosinase activity.

**Zinc Oxide and Octinoxate:** A blend of physical and chemical sunscreens that protect against UVA and UVB damage.

**Olea Europaea (Olive) Fruit Extract:**

Rich in antioxidant polyphenols that scavenge free radicals, and rich in Lactic Acid that provides hydration and gentle exfoliation.

**Juglans Regia (Walnut) Seed**

**Extract:** A rich source of Phytic Acid, polyphenols, proteins, minerals and salts that protect tissues against oxidative stress, and promote skin cell renewal and fibroblast growth to defend against cellular aging.

**Sodium Hyaluronate Crosspolymer:**

An aqueous gel of cross-linked Hyaluronic Acid, which forms a film on the skin and continuously delivers hydration and prevents trans-epidermal water loss. As a potent antioxidant, it also scavenges Reactive Oxygen Species (free radicals).

**Serine, Urea, Glycerin, Allantoin and Sorbitol:** Humectants that hydrate skin.

**benefits / top retailing points**

Convenience of a moisturizer, sun protection and skin-evening sheer color wash in one.

Helps balance skin tone and soften fine lines.

Provides Broad Spectrum defense against UVA and UVB damage.

Antioxidants scavenge free radicals to help fight skin damage.

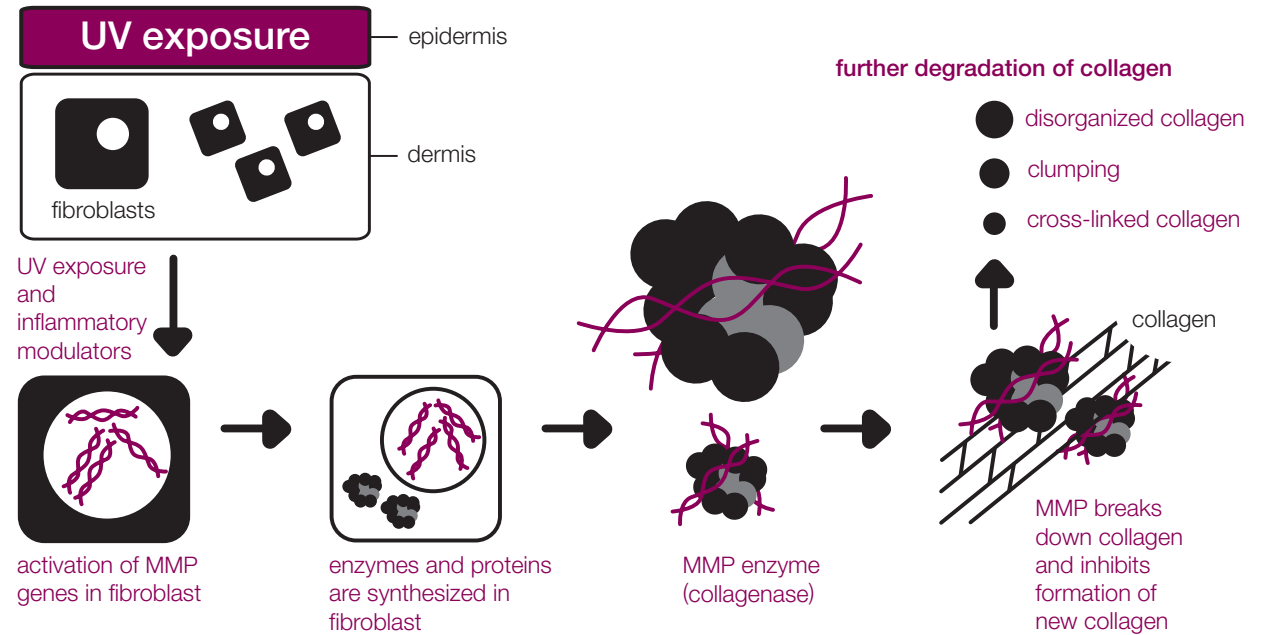
Helps skin maintain a healthy water balance and barrier function for a more even texture and flawless appearance.

# AGE smart®

Wrinkles, altered pigmentation, loss of skin tone... we all associate these changes with skin aging. Age-related skin changes are the result of genetically-programmed changes (intrinsic factors) and environmental wear-and-tear on the skin (extrinsic factors). While both influence the skin's structure and function, extrinsic factors cause

more pronounced changes. Estimates state that 80-99% of what we see on our skin as adults is the result of exposure to daylight, which is referred to as photoaging. Manifestations of photoaging include an increase in wrinkle formation, a loss of tension and elasticity, degeneration of the vascular supply and skin thickness, a reduction

in the water-binding properties of the skin, dilated capillaries (telangiectasis), hyperpigmentation and other skin discoloration. While scientists attribute the majority of these structural changes to exposure to ultraviolet (UV) radiation, it has only been in recent years that they have come to understand the actual biochemical



1. MMP enzymes are activated within the fibroblast nucleus by UV light or inflammatory modulators.
2. MMPs, such as collagenase, are synthesized in the fibroblast.
3. MMPs (collagenase) break down collagen and inhibit formation of new collagen.
4. Collagen is degraded into gelatinous peptides that are further degraded by other MMPs. Cross-linking of collagen also occurs, causing wrinkling and stiffening of skin.

triggers that instigate these changes. These are chemical reactions that occur within the skin and include:

- Generation of Reactive Oxygen Species (ROS), also known as free radicals.
- Activation of metalloproteinase enzymes (Matrix Metalloproteinases or MMPs) with a subsequent decline in collagen biosynthesis.
- Glycation leading to Advanced Glycation End-products (AGEs).

The treatment of skin aging used to rely on addressing the structural manifestations of photoaged skin, such as wrinkles and loss of elasticity. Today, we can more effectively treat this skin condition by addressing the actual biochemical reactions that trigger these structural changes. Obviously, understanding these specific biochemical

reactions is key to treating the structural changes associated with skin aging. Let's examine these structural changes that occur in the epidermis and dermis, as well as the biochemical reactions that trigger them.

## Biochemical Reactions that Cause Skin Aging

### Generation of Reactive Oxygen Species (ROS)

Reactive Oxygen Species include oxygen ions, free radicals and peroxides. ROS are generally very small molecules and are highly reactive due to the presence of unpaired electrons. They form as a natural by-product of the normal metabolism of oxygen. During times of environmental stress, ROS levels can increase dramatically, causing significant damage to cell structures. This is known

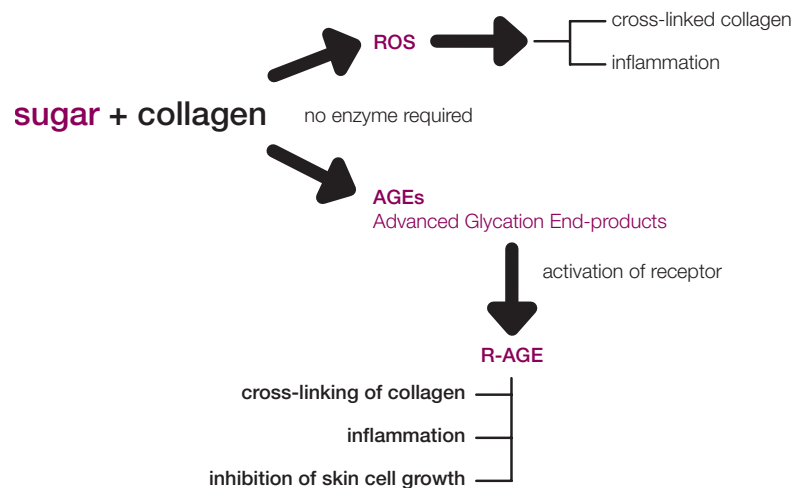
as oxidative stress, which is the major cause of degenerative disorders including aging and disease. Studies have shown that UV-induced damage to the skin is in part caused by Reactive Oxygen Species. Lipid peroxidation also results from ROS damage to cell membranes, leading to premature aging, skin cancer and cell death.

### Activation of Matrix Metalloproteinases (MMPs)

Matrix Metalloproteinases are enzymes that, when activated, control tissue degradation in the dermis. MMPs include collagenase that specifically decomposes particular collagens or other proteins in the extracellular matrix of the dermis. Collagenase is really a group of enzymes that are responsible for breaking down the different types of







1. When sugar comes in contact with a protein (such as collagen), it immediately reacts. This generates Reactive Oxygen Species (ROS – free radicals), which leads to a cross-linking of collagen and inflammation.
2. Advanced Glycation End-products (AGEs) are formed, and bond with a Receptor on the cell to form Receptor-AGE (R-AGEs).
3. This causes inflammation, inhibits skin cell growth and contributes to cross-linking of collagen.

collagen. For example, collagenase-1, or MMP-1, acts on collagens I, II, III, VII and X. MMP-1 cleaves the triple helix strand of collagen into smaller fragments that spontaneously denature into gelatinous peptides that are further degraded by other MMPs. This activity makes the MMPs critical for the remodeling of connective tissue, which is a critical part of aging and wound-healing. The formation of MMPs may be stimulated by internal growth factors and inflammatory modulators, as well as exposure to UV radiation. Within hours of UV exposure, the MMP genes are activated, resulting in the biosynthesis of collagenase and other MMPs. Because collagenase degrades existing collagen and inhibits the formation of new collagen, long-term elevation results in disorganization and clumping of skin cells – key characteristics of photoaged skin.

**Advanced Glycation End-products (AGEs)**

How does photoaging lead to cross-

linking of collagen and elastin in our skin? Exciting new research has contributed to our understanding of this critical step in aging. We now know that collagen and elastin proteins are highly susceptible to an internal chemical reaction within the body called glycation. This is a non-enzyme mediated reaction that takes place between free amino groups in proteins and a sugar such as glucose. The same glucose that provides energy for our cells can react with proteins (such as collagen), resulting in the formation of Advanced Glycation End-products and Reactive Oxygen Species; these contribute to cross-linking of protein fibers, the loss of elasticity and changes in the dermis associated with the aging process. When AGEs form in the skin, they activate a receptor site and form a complex known as Receptor-AGE (R-AGE) that signals cellular processes related to inflammation and subsequent disease. Why is this so important? Because we now know that inflammation is the catalyst critical to the

aging process and many diseases. For example, diabetics have characteristically high levels of sugar in their blood and suffer from numerous health issues (including cataracts, atherosclerosis, etc.) which emanate from the formation of AGEs in the body. Hence, diabetes is considered a disease of accelerated aging due to the inflammation that arises from the formation of AGEs. This is not restricted to diabetics; muscle weakness, heart disease and many diseases of the brain are associated with glycation. Scientists now believe that reducing glycation is a means of slowing the aging process and disease formation.

**What Can Be Done to Help Control the Biochemical Reactions That Lead to Skin Aging?**

**1. Antioxidants to Fight Reactive Oxygen Species (ROS – Free Radical) Damage**

Normally, the body can handle free radicals with the use of antioxidants. Antioxidants include vitamins (such as Ascorbic Acid and Tocopherol), enzymes (such as Superoxide Dismutase, Catalase and Peroxidase) and even proteins that can be found naturally in the body or ingested as part of our diet. If, however, antioxidants are in short supply, or if the free radical damage is excessive, damage to the cells and tissue will occur. In skin, this free radical damage manifests itself in the form of superficial lines, wrinkles, hyperpigmentation, rashes and inflammation. On a subcellular level, this may cause cross-linking of collagen and elastin, damage to DNA and tissue degradation. Unfortunately, as we age, free radical damage accumulates. While ingesting antioxidants can effectively scavenge ROS, skin is often the last to get its ration of antioxidants. That is when topically-applied cosmetic products come into play. Scientists have been studying an entire arsenal of plant antioxidants that, when applied topically, can help us fight free radicals and

protect our skin. Studies have shown that topical application of antioxidants diminishes the severity of UVA-induced dermatoses and raises the amount of UVA radiation required to evoke immediate pigment darkening to skin. Recent studies from the University of Illinois have demonstrated how Ascorbic Acid (Vitamin C) and Tocopherol (Vitamin E) are critical for use with sunscreens to protect skin from ROS. Because oxidative stress plays a key role in the biological events leading to skin aging, the use of topically-applied antioxidants helps prevent future damage by trapping ROS and quenching them before they damage our cells.

**2. Inhibit MMPs**

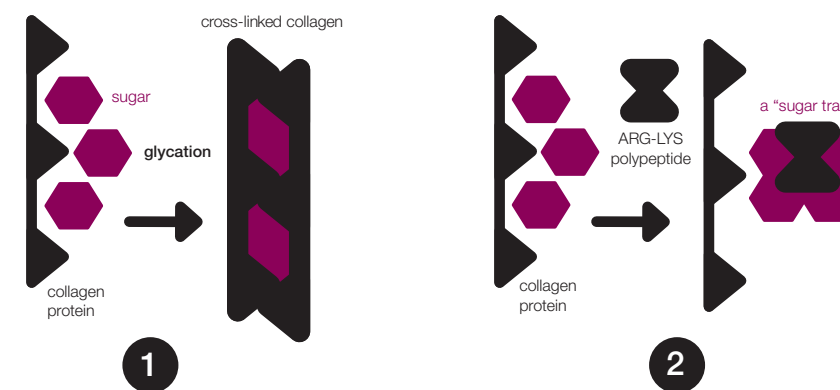
Natural MMP inhibitors exist in skin, but as expected, they decline with age. MMPs may be inhibited by topical agents, such as retinoids. Because of this, retinoids, including Retinol (Vitamin A) and its derivatives, are recommended for reversing the signs of photoaging and preventing the formation of MMPs. Bioflavonoids, including the proanthocyanidins from Grape Seed Extract, the polyphenols from Green and White teas and Soy phytoestrogens, are also excellent for controlling MMP activity. For best results, one should

use a product that controls MMPs while stimulating collagen, elastin and Hyaluronic Acid biosynthesis; including synthetic peptides Retinol (Vitamin A) and its derivatives, Asorbic Acid (Vitamin C) and its derivatives and Soy and Yeast extracts.

**3. Create “Sugar Traps” or Cross-Link Breakers to Control the Formation of AGEs**

The formation of AGEs in the body occurs spontaneously when sugar molecules come in contact with proteins. This glycation reaction occurs without any intervention of enzymes. By the same token, our body does not possess enzymes that can reverse the reaction, removing AGEs. Controlling formation of AGEs is a relatively new field of research; apparently the best means of controlling AGEs is to interfere with their formation. There are some ingredients that have been shown to inhibit glycation from occurring, but exactly how all of these agents work is not understood just yet. These ingredients include Glucosamine, Soy proteins, the Soy active known as Genestein and specific peptide molecules. Studies have shown that a peptide molecule known as Arginine/Lysine polypeptide can bind to sugar, preventing it from reacting with proteins

and triggering cross-linking of collagen. This peptide molecule acts as a sugar trap, binding to the sugar in the body, making it unable to react with proteins. The International Dermal Institute has researched the changes that occur during skin aging and what we can realistically do for this pre-existing condition. Instead of focusing on treating just the manifestations of skin aging (wrinkles, hyperpigmentation, loss of elasticity, etc.), we focused our efforts on understanding how we might impact the biochemical reactions that manifest these changes to stop them before they start. This research has resulted in the development of AGE Smart®, a system of retail and professional products designed to specifically treat and control the structural manifestations associated with skin aging and the biological triggers that lead to these changes, as well as treat the visible signs of skin aging so skin is smoother, firmer and healthier. AGE Smart® consists of products that work to fight the biochemical triggers that lead to skin aging.



1. Sugar and collagen (protein) meet and react within the body and create AGEs, which ultimately contribute to the cross-linking of collagen.
2. ARG-LYS Polypeptide acts as a sugar trap, binding sugar to itself to prevent it from reacting with collagen, therefore preventing the formation of AGEs and inhibiting cross-linking of collagen.

Check out the **videos** here for more information on **AGE Smart®** and **skin aging**.

**skin condition**

Mature or prematurely-aging skin.

**description**

A dual-action exfoliating cleanser containing Lactic Acid that smooths, retexturizes and delivers ultra-clean skin. Use of this cleanser prepares skin for maximum penetration of AGE Smart® active ingredients.

**top products to prescribe**

- Antioxidant HydraMist
- MAP-15 Regenerator®
- MultiVitamin Power Firm



retail

professional



# skin resurfacing cleanser

**application**

Morning and night, following the removal of **PreCleanse**, lightly lather in hands and apply to damp face and throat, massaging with light, upward strokes for at least 30 seconds, avoiding the eye area. Rinse thoroughly with warm water. Reduce to one use per day if any sensitivity develops. Follow with **Antioxidant HydraMist** and **Dynamic Skin Recovery SPF50** when used in the morning.

**professional application**

- 1 Perform the Dermalogica Double Cleanse that begins with **PreCleanse**.

**note:**

Upon beginning second cleanse with **Skin Resurfacing Cleanser**, steam may be used to facilitate the cleansing process by further softening the skin.

- 2 Lather **Skin Resurfacing Cleanser** and apply with flowing effleurage, spreading movement over the entire face, throat and upper décolleté. Ensure slip-and-glide by combining with water customized with **Replenishing Botanical Mixer**.
- 3 Damp sponges, steam towels or **The Sponge Cloth** customized with **Replenishing Botanical Mixer** should be used to remove all traces of cleanser.

**contraindications for use**

Not recommended for users of any topical or orally-prescribed acne, Vitamin A derived, skin exfoliation medications. Do not use on skin that is sunburned, irritated, sensitive or has recently been waxed. This product may increase your skin's sensitivity to the sun. Use a sunscreen and limit sun exposure while using this product and for a week afterwards.

**key ingredients**

**Lactic Acid:** an alpha hydroxy acid that smooths and retexturizes.

**Tocopheryl Acetate (Vitamin E):** a rich antioxidant vitamin that improves skin smoothness and softness.

**Rose Flower Oil:** soothes; helps calm skin sensitivity.

**benefits / top retailing points**

Skin feels super-smooth after just one use.

Convenient two-in-one product thoroughly cleanses and exfoliates skin in one easy step.

Retexturizes skin suffering from visible signs of aging by accelerating cell turnover.

Fortifies skin's natural moisture barrier.

Alpha hydroxy acid preps skin for maximum penetration of active ingredients. Also helps hydrate and brighten.



Check out a **video** here for more information on **Skin Resurfacing Cleanser**.

**skin condition**

Mature or prematurely-aging skin.

**description**

A refreshing antioxidant shield with flash-firming properties to improve skin texture, fight damaging free radicals and intensely hydrate alipoid, dehydrated skin.

**top products to prescribe**

- Skin Resurfacing Cleanser
- Dynamic Skin Recovery SPF50
- Power Rich™



retail

professional



# antioxidant hydramist

**application**

After cleansing, spritz directly onto face and neck, avoiding the eyes. Also ideal as a refreshing spritz over make-up throughout the day.

**professional application**

- 1 Perform the Dermalogica Double Cleanse that begins with **PreCleanse**, followed by **Skin Resurfacing Cleanser**.
  - 2 Spritz **Antioxidant HydraMist** onto the face, throat and upper chest evenly in an arc-like motion. Ensure the eyes are closed.
  - 3 Gently press excess product into skin. Skin should remain damp following application, allowing even absorption of AGE Smart® products.
- optional:**
- Dampen gauze with **Antioxidant HydraMist**, then cover face and neck, tenting over nose and mouth area. Apply **Contour Masque** with a spatula all over face and neck and even over the eye area for a soothing / firming eye treatment.

**key ingredients**

**Arginine / Lysine Polypeptide:** a peptide that acts as a sugar trap, binding sugars in the body to itself to prevent the formation of AGEs.

**Magnesium Ascorbyl Phosphate:** a non-acidic, stable form of Vitamin C that stimulates collagen formation, provides antioxidant protection and inhibits MMPs that contribute to collagen breakdown.

**Palmitoyl Tripeptide-5:** stimulates collagen synthesis, helps firm skin and overrides the effects of MMPs. Activates Tissue Growth Factor (TGF), a peptide that is required in its active state for collagen production to occur.

**Bambusa (Bamboo) Vulgaris and Pisum Sativum (Pea):** help stimulate Hyaluronic Acid formation for increased hydration and elasticity.

**Glucosamine:** controls the formation of AGEs, stimulates formation of Hyaluronic Acid and collagen and helps control age-related hyperpigmentation.

**Camellia Sinensis (White Tea) Leaf, Dipotassium Glycyrrhizate (Licorice) and Beta-Glucan:** help calm and protect skin from damaging ROS while inhibiting collagen-degrading MMPs and the formation of AGEs.

**benefits / top retailing points**

Provides a refreshing mist that can be spritzed on face throughout the day.

Creates an active antioxidant shield to fight damaging ROS.

Creates instant firming action to lift and tighten the skin.

Helps prevent the signs of aging caused by AGEs.

Hydrates skin to reduce fine lines associated with dryness.



Check out a **video** here for more information on **Antioxidant HydraMist**.

**skin condition**

All skin conditions, especially mature or prematurely-aging skin.

**description**

This highly-active powder resurfacer delivers the smoothest skin ever, and helps fight the biochemical and environmental triggers known to accelerate skin aging.

**bioactivity score 9****top products to prescribe**

- Antioxidant HydraMist
- Dynamic Skin Recovery SPF50
- MultiVitamin Power Firm



retail



NET WT US 2 OZ / 57 g

professional



NET WT US 4 OZ / 114 g

## daily superfoliant™

**application**

After cleansing, dispense about a half-teaspoon of **Daily Superfoliant™** into very wet hands and create a creamy paste by rubbing hands together. Apply to face in circular motions, avoiding the eye area. Massage gently for up to 1 minute, then rinse thoroughly with warm water. Follow with prescribed Dermalogica Toner and Moisturizer. May be used daily. For more sensitive skin, advise your client to apply on alternate days until their skin acclimates.

**professional application**

- 1a** After performing the Dermalogica Double Cleanse, dispense approximately a half-teaspoon of **Daily Superfoliant™** into a jelly cup and mix with water. Apply with a **Fan Masque Brush**.
- 1b** Alternatively, mix the product into very wet hands, create a creamy paste and apply.
- 2** Massage over skin with light circular motions, avoiding the eye area, for up to 1 minute. Steam may be used to facilitate more slip-and-glide.
- 3** A steam towel and/or damp sponges may be used to ensure thorough removal of product.
- o optional:** For superior exfoliation, the use of electric brushes may be introduced with the paste.

**contraindications for use**

Not recommended for users of any topical or orally-prescribed acne, Vitamin A-derived and/or skin exfoliation medications. Do not use on skin that is sunburned, irritated, sensitive or recently professionally exfoliated, resurfaced or waxed.

**key ingredients**

**Activated Binchotan Charcoal:** adheres to pollutants, allowing them to be easily removed from skin.

**Niacinamide:** helps regulate sebum oil to prevent adhesion of pollution particles and related signs of skin aging.

**Papain, Lipase and Subtilisin:** powerful, water-activated enzymes that dissolve or digest proteins in skin, allowing dulling skin cells to be removed.

**Lactic Acid and Malic Acid:** skin-smoothing alpha hydroxy acids that break apart the snap-like bonds (corneodesmosomes) that hold dead skin cells (corneocytes) together.

**Kappaphycus Alvarezii (Red Algae) Extract and Caesalpinia Spinosa (Tara) Fruit Extract:** help preserve the skin's natural barrier function by inhibiting penetration and adherence of environmental pollutants.

**Oryza Sativa (Rice Bran) Extract:** provides dual-action physical and chemical exfoliation to thoroughly loosen and digest dead skin cells.

**benefits / top retailing points**

Adsorbs (binds to remove) pollutants from deep within pores.

Helps prevent adherence of pollutants to the skin.

Provides antioxidant protection.

Reinforces the skin's protective barrier.

**skin condition**

Mature or prematurely-aging skin. Not recommended for sensitized skin.

**description**

A powerful thermal skin polisher that combines physical and chemical exfoliants to refine skin texture and enhance penetration of age-fighting actives into skin, while advanced technology ingredients condition and treat the skin.

**bioactivity score 10****top products to prescribe**

- Antioxidant HydraMist
- Dynamic Skin Recovery SPF50
- Power Rich™



retail



2.5 US FL OZ / 75 mL

professional



6 US FL OZ / 177 mL

## multivitamin therafoliant®

**application**

After cleansing, apply to damp skin in circular motions for 1 to 2 minutes, avoiding the eye area. A more intense result can be achieved by using directly on dry skin. Rinse thoroughly with warm water. Follow with **Antioxidant HydraMist** and **Dynamic Skin Recovery SPF50**. Use two to three times per week.

**professional application**

- 1** Apply to damp skin and massage in light, circular motions for 1-2 minutes.
- o option 1:** Apply to dry skin and massage in light circular motions and activate with warm water for 2 minutes.
- o option 2:** Apply to dry skin and massage in light, circular motions. Activate with 1 pump of **Exfoliant Accelerator 35** by applying **Exfoliant Accelerator 35** directly into your hands, then massaging over skin. Dip fingertips into warm water, if necessary, to create a creamy thermal skin polisher. Massage over skin for 3 minutes. Rinse off thoroughly with sponges and tepid water, or a steam towel customized with prescribed Botanical Mixer.

**contraindications for use**

Not recommended for users of any topical or orally-prescribed acne, Vitamin A derived, skin exfoliation medications, Vitamin A or exfoliation products. Do not use on skin that is sunburned, irritated, sensitive or has recently been professionally exfoliated, resurfaced or waxed.

**key ingredients**

**Polylactic Acid, Silica and Sodium Bicarbonate:** a fine mineral powder blend that polishes away dead skin cells to help minimize fine lines and improve the overall texture of skin. Removes excess cells that impede penetration of active ingredients.

**Lactic Acid and Salicylic Acid:** alpha and beta hydroxy acids that stimulate exfoliation of cells, leaving a smoother skin surface.

**Retinol (Vitamin A), Tocopherol (Vitamin E) and Tetrahexyldecyl Ascorbate (Vitamin C):** pure Vitamin A (stable in this anhydrous formula) helps reverse the signs of aging by normalizing cells and stimulating new collagen formation while gently exfoliating. Vitamin E helps smooth skin while a stable form of Vitamin C stimulates skin strengthening collagen.

**Opuntia Ficus Indica (Prickly Pear Cactus) Flower:** boosts activity of skin's natural desquamation enzymes that are responsible for breaking desmosomal cell attachments.

**Camellia Sinensis (White Tea) Leaf:** polyphenols protect skin from ROS while inhibiting collagen-degrading MMPs and the formation of AGEs.

**benefits / top retailing points**

Gently polishes off dulling skin cells to reveal smoother, fresher skin immediately.

Thermal technology activates upon contact with water to drive beneficial ingredients further into skin.

Provides antioxidant protection while suppressing the formation of AGEs.

Inhibits collagen-degrading MMPs while conditioning skin.

Skin looks and feels dramatically improved and smoother.



**skin condition**

Mature or prematurely-aging skin.

**description**

A powerful masque of concentrated antioxidant vitamins to help skin recover from damage while enhancing barrier properties and promoting healthy tissue regeneration.

**top products to prescribe**

- Skin Resurfacing Cleanser
- MultiVitamin Power Serum
- Dynamic Skin Recovery SPF50



retail



2.5 US FL OZ / 75 mL

professional



6 US FL OZ / 177 mL

## multivitamin power recovery® masque

**application**

Apply generously to cleansed face and throat, avoiding the eye area. After 7 to 10 minutes, gently yet thoroughly rinse with warm water. Apply once per week or whenever the skin requires a soothing remedy. Follow with **Antioxidant HydraMist** or prescribed Dermalogica Toner, and **Dynamic Skin Recovery SPF50** or prescribed Dermalogica Moisturizer.

**professional application**

- 1 Press 6 to 10 drops of **AGE Smart® Complex** onto skin.
  - 2 Using **Fan Masque Brush**, apply a thin, even layer of **MultiVitamin Power Recovery Masque** to face, neck and eye area.
  - 3 Cover face and neck with gauze that has been dampened with **Antioxidant HydraMist**, tenting over the nose and mouth area.
  - 4 Apply **Contour Masque** with a spatula all over face and neck, even over the eye area, for a soothing / firming eye and lip treatment. Leave the nostrils and mouth free, allowing client to breathe comfortably. Allow to set for 20 minutes. Remove with damp sponges, or steam towels customized with prescribed Botanical Mixer.
- optional:** To simplify, apply **AGE Smart® Complex** followed by **MultiVitamin Power Recovery® Masque**. Remove after 10 minutes.

**key ingredients**

**Retinyl Palmitate (Vitamin A), Ascorbyl Palmitate (Vitamin C), Tocopheryl Acetate (Vitamin E), Linoleic Acid (Vitamin F) and Panthenol (Pro-Vitamin B<sub>5</sub>):** help repair and restore damaged skin.

**Avena Sativa (Oat) Kernel:** acts as an anti-inflammatory while moisturizing, soothing and calming.

**Panthenol (Pro-Vitamin B<sub>5</sub>):** aids in skin repair and hydration.

**Algae Extract:** nutrient rich; helps restore moisture balance while softening skin.

**Glycyrrhiza Glabra (Licorice) Root Extract, Symphytum Officinale (Comfrey) Rhizome / Root Extract and Arctium Majus (Burdock) Root Extract:** help soothe and calm skin while decreasing sensitivity.

**benefits / top retailing points**

A great restorative masque to help boost skin hydration and suppleness after exposing skin to stress.

Increases elasticity and aids in collagen synthesis, restoring suppleness.

Antioxidant vitamins help repair daily damage caused by ROS.

Botanicals help soothe and calm stressed skin.

**skin condition**

Mature or prematurely-aging skin.

**description**

A revolutionary powder-to-emulsion treatment that delivers the highest concentration of Magnesium Ascorbyl Phosphate (MAP) directly into the skin, dramatically improving skin firmness and clarity.

**top products to prescribe**

- Dynamic Skin Recovery SPF50
- Renewal Lip Complex
- MultiVitamin Power Firm



retail



NET WT US 0.3 OZ / 8 g

## MAP-15 regenerator®

**application**

To use as a spot treatment, dispense a small amount onto fingertip and press against skin while blending where signs of aging are prominent, such as the eyes and mouth. Boost your prescribed Dermalogica Moisturizer for all-over brightening and firming by mixing a pea-sized amount into moisturizer prior to application.

**key ingredients**

**Magnesium Ascorbyl Phosphate:** a non-acidic, stable form of Vitamin C that stimulates collagen formation, provides antioxidant protection and inhibits MMPs that contribute to collagen breakdown.

**Camellia Sinensis (White Tea) Leaf:** rich in polyphenols; protects against free radical damage (ROS), fights the formation of AGEs and inhibits MMPs.

**Hyaluronic Acid:** provides increased hydration and improved elasticity.

**Glucosamine:** controls the formation of AGEs, stimulates formation of Hyaluronic Acid and collagen and helps control age-related hyperpigmentation.

**Yeast Extract:** helps stimulate wound healing, collagen formation and increases oxygen utilization in skin.

**benefits / top retailing points**

Stimulates collagen production to firm skin and brighten skin tone.

Helps prevent the signs of aging caused by AGEs.

Concentrated antioxidants neutralize ROS.

Silky emulsion blends gently into skin for efficient application.

**skin condition**

Mature or prematurely-aging skin.

**description**

Microencapsulated vitamins A, C and E penetrate deep into skin, helping to decrease fine lines and hyperpigmentation (age spots) while stimulating collagen formation to decrease sun-induced aging in skin. Boost elasticity levels with a skin-strengthening protein peptide that overrides biochemical triggers that lead to skin aging. Formulated without artificial fragrances and colors.

**top products to prescribe**

- MultiVitamin Power Recovery® Masque
- MultiVitamin Power Firm
- Dynamic Skin Recovery SPF50



retail



0.75 US FL OZ / 22 mL

## multivitamin power serum

**application**

Smooth over cleansed face and neck morning and night after toning and before moisturizing.

**key ingredients**

**Retinyl Palmitate:** encapsulated Vitamin A increases cell renewal and turnover. Stimulates new collagen biosynthesis to help reverse signs of aging.

**Alpha Tocopheryl Acetate:** encapsulated Vitamin E provides antioxidant benefits to the skin and helps reinforce barrier lipid layer.

**Ascorbyl Glucoside:** a stabilized form of Vitamin C that stimulates collagen synthesis to help fight signs of aging. Helps treat hyperpigmentation and provides a photoprotective function against UV rays.

**Magnesium Ascorbyl Phosphate:** stabilized and highly active form of MAP that is encapsulated to optimize its effect on the skin. Stimulates collagen synthesis and helps treat hyperpigmentation.

**Palmitoyl Hexapeptide-14:** a signaling peptide that helps stimulate collagen and promote skin firmness and elasticity and helps inhibit degradation activity of MMP enzymes.

**Hydroxypinacolone Retinoate:** an ester of Retinoic Acid that works similar to prescriptive Retin-A® but without the irritation. Helps reverse the signs of aging.

**benefits / top retailing points**

New, advanced form of microencapsulation liposome technology provides optimum vitamin stability and greater physiological effectiveness.

This scientific process helps increase vitamin stability, dosage and penetration into skin, resulting in a higher level of treatment to help minimize wrinkles, dullness, skin sagging, and triggers that lead to skin aging.

The cocktail of microencapsulated vitamins and peptides is suspended in a Sunflower butter and velvety silicone base to ensure a smooth, wearable feel, long-term stability and performance.

Helps control pigmentation and stimulate collagen synthesis.

Enhances cell turnover and cell renewal.

Provides antioxidant protection against skin-aging triggers.

Helps reduce surface roughness and sun-induced aging in skin.

**skin condition**

Mature or prematurely-aging skin.

**description**

Maximize nighttime skin repair to help minimize fine lines and increase luminosity. Press directly into skin or blend into your moisturizer for dramatic age-fighting benefits: our supercharged peptide serum helps stimulate collagen production to help firm and renew resilience while Argan and Rose oils revitalize lackluster skin and smooth away fine lines.

**top products to prescribe**

- Skin Resurfacing Cleanser
- MultiVitamin Power Recovery® Masque
- Power Rich™



retail



0.5 US FL OZ / 15 mL

## overnight repair serum

**application**

Hold bottle upside down for 2 seconds to initiate product flow. Smooth 4 to 6 drops into skin or blend with your nighttime treatment cream for dramatic age-fighting benefits and a refreshed appearance.

**key ingredients**

**Argan Oil:** rapidly penetrates skin without leaving a greasy feel. Excellent source of antioxidants and flavonoids that inhibit MMP enzymes from degrading collagen and elastin. Provides an enriched source of fatty acids, plant sterols, Vitamin E and Ferulic Acid to protect skin while reinforcing barrier lipid layer. Dermalogica uses a source of Argan that is supported by a reforestation program and contributes to local fair trade.

**Rosa Moschata Seed Oil (Rosehip Seed Oil) and Rose Oil:** Antioxidant rich oils; an excellent source of Vitamin C and essential fatty acids to reinforce the barrier lipid layer, while protecting skin and enhancing luminosity. Contains Retinoic Acid, the active form of Vitamin A, that improves appearance of aging skin.

**Alaria Esculenta:** A brown edible seaweed harvested in the British Isles that is a rich source of essential fatty acids and plant sterols to help reinforce the skin's barrier lipid layer. Contains powerful antioxidants and vitamins A, B, C and E to nourish skin tissues while stimulating collagen and Hyaluronic Acid formation.

**Palmitoyl Tripeptide-38:** Stimulates collagen and Hyaluronic Acid synthesis to strengthen the dermis and reduce the signs of skin aging. Stimulates both collagen I and collagen IV, two critical types of collagen for improving strength and reinforcing the critical dermal-epidermal-junction (DEJ) proteins.

**Helianthus Annuus (Sunflower Seed) Oil:** An excellent source of ceramides, a critical component of the barrier lipid layer.

**Carrot Seed Oil:** A nourishing, antioxidant-rich oil that helps firm and rejuvenate skin while improving elasticity. Excellent for dry skin, eczema and dermatitis.

**Jasmine Oil:** A highly-fragrant essential oil with skin softening properties that helps condition dry, alipoid skin. A rich source of fragrant Jasmine esters that provide a calming effect to the psyche while soothing distressed skin.

**Rosmarinus (Rosemary) Leaf Extract, Murraya (Curry) Leaf Oil, Cinnamomum (Cinnamon) Leaf Oil and Sesamum (Sesame) oils:** Provide antimicrobial (preservative) properties to the serum.

**benefits / top retailing points**

Synchronizes with nighttime circadian rhythms to enhance skin nourishment, recovery, cell renewal and hydration levels.

Serum function delivers a quicker, more effective penetration of actives to address skin care issues.

Increases dermal strength.

Boosts skin luminosity while you sleep.



Check out a **video** here for more information on **Overnight Repair Serum.**

**skin condition**

Mature or prematurely-aging skin.

**description**

Encourage firmness, elasticity and hydration while helping to defend against the primary triggers of skin aging with this medium-weight, emollient daily moisturizer with Broad Spectrum SPF50.

**top products to prescribe**

- Skin Resurfacing Cleanser
- MAP-15 Regenerator®
- Super Rich Repair



retail



1.7 US FL OZ / 50 mL

professional



4 US FL OZ / 118 mL

## dynamic skin recovery spf50

**application**

After cleansing and toning, apply a generous amount to face and neck, preferably 30 minutes prior to sun exposure.

**professional application**

- 1 Following the application of **Antioxidant HydraMist**, **MAP-15 Regenerator®**, and / or **MultiVitamin Power Serum**, apply evenly to the face, throat and neck and blend with fingertips to complete professional treatment.

**optional:**

**Super Rich Repair** or **Skin Hydrating Booster** may be layered underneath if additional moisture is required.

**warnings**

For external use only, not to be swallowed. Avoid contact with eyes. If contact occurs, flush thoroughly with water. If irritation develops, discontinue use. Do not use on infants under 6 months old.

**active ingredients**

Chemical sunscreens:

- Avobenzone
- Octinoxate

**key ingredients**

**Arginine / Lysine Polypeptide:** a peptide that acts as a sugar trap, binding sugars in the body to itself to prevent the formation of AGEs.

**Palmitoyl Tripeptide-5:** stimulates collagen synthesis, helps firm skin and overrides the effects of MMPs. Activates Tissue Growth Factor (TGF), a peptide that is required in its active state for collagen production to occur.

**Glucosamine HCL:** controls the formation of AGEs, stimulates formation of Hyaluronic Acid and collagen and helps control age-related hyperpigmentation.

**Dipotassium Glycyrrhizate (Licorice):** help calm irritated skin.

**Camellia Sinensis (White Tea) Leaf:** rich in polyphenols; protects against free radical damage (ROS), fights the formation of AGEs and inhibits MMPs.

**benefits / top retailing points**

Oleosome Encapsulation Technology: Moisture-rich spheres made from Safflower Seeds, which allow for SPF performance while using fewer chemical sunscreens.

Enhances the skin's natural ability to fight skin-aging ROS.

Helps prevent the signs of aging caused by AGEs.

Regulates the formation of collagen-degrading MMPs brought on by UV rays.

Provides long-lasting hydration and reinforces skin's natural moisture barrier.

Provides critical protection from daylight exposure, yet blends smoothly into skin to create a perfected finish.

**skin condition**

Mature or prematurely-aging skin.

**description**

Accelerate skin renewal and reduce the appearance of skin aging with this concentrated customizable nighttime Retinol treatment cream. Highly-active, 0.5% microencapsulated Retinol helps increase collagen production and cell turnover while powerful peptides and antioxidant Vitamin C help reduce uneven skin tone and discoloration. Includes a moisturizing Buffer Cream to help acclimate skin to Retinol.

**top products to prescribe**

- Super Rich Repair
- Antioxidant HydraMist
- Age Reversal Eye Complex



retail



1 US FL OZ / 30 mL

0.5 US FL OZ / 15 mL  
(buffer cream)

## overnight retinol repair

**application**

For best results, mix Overnight Retinol Repair with included Buffer Cream and apply to cleansed skin at night, when cell renewal is at its prime. Once skin is acclimated, use Overnight Retinol Repair alone, prior to or mixed with prescribed Dermalogica moisturizer.

**contraindications for use**

Due to the possibility of adverse skin reaction, avoid using any other targeted treatment products directly with Overnight Retinol Repair. You may use other targeted treatment products on alternate nights. Discontinue use of Overnight Retinol Repair 72 hours prior and post any waxing or exfoliation treatment. This product contains Vitamin A. Consult a physician prior to use on pregnant women. For use at night only. Use adequate sunscreen during the day.

**key ingredients**

**Highly-active 0.5% encapsulated Retinol:** induces collagen synthesis and helps reduce visible fine lines, wrinkles, discoloration and uneven skin texture.

**Sodium Ascorbyl Phosphate (Vitamin C):** an antioxidant that helps enhance collagen synthesis and correct the signs of premature aging.

**Palmitoyl Tripeptide-5:** stimulates collagen synthesis, helps firm skin and overrides the effects of MMPs. Activates Tissue Growth Factor (TGF), a peptide that is required in its active state for collagen production to occur.

**Tetradecyl Aminobutyrylvalylaminobutyric Urea Trifluoroacetate (TAUT):** a tripeptide molecule that helps stimulate collagen, firm and tone skin, and increase hydration.

**Bioenergized Copper Amino Acid Complex:** shown to help reduce visible wrinkles and improve skin firmness.

**Ceramides:** reinforce the barrier lipid layer that controls TEWL (trans-epidermal water loss).

**Active Polysaccharides:** help retain water in skin tissues.

**Dipotassium Glycyrrhizate (Licorice):** a potent antioxidant that is also a strong anti-inflammatory and soothing anti-irritant.

**Lavandula Hybrida (Lavender) Oil:** helps soothe skin and calm irritation.

**benefits / top retailing points**

Microencapsulation technology delivers quicker, more effective penetration of Retinol to address signs of skin aging.

Helps reduce uneven skin tone and discoloration.

Customizable for each user to help minimize skin irritation from Retinol.

Synchronizes with nighttime circadian rhythms for dramatic nighttime skin repair.



**skin condition**

Chronically dry, mature or prematurely-aging skin.

**description**

A super-concentrated, heavy-weight cream that combats chronically dry, dehydrated and prematurely-aging skin conditions while it repairs and protects. As the richest Dermalogica Moisturizer, it soothes, hydrates and replenishes even the thirstiest skin while acting as a protective salve to fight extreme cold and dry environmental conditions.

**top products to prescribe**

- Skin Resurfacing Cleanser
- MAP-15 Regenerator®
- MultiVitamin Power Firm



retail



1.7 US FL OZ / 50 mL

professional



4 US FL OZ / 118 mL

# super rich repair

**application**

Apply to face and neck with light, upward strokes. Wait for cream to absorb before applying additional products. Use once or twice daily.

**professional application**

**1** Following the application of **Antioxidant HydraMist**, apply **Super Rich Repair** evenly to the face, throat and neck and blend with fingertips to complete professional treatment.

**optional:**

**Dynamic Skin Recovery SPF50** can be layered over **Super Rich Repair** if additional moisture and SPF are required.

**key ingredients**

**Arginine / Lysine Polypeptide:** a peptide that acts as a sugar trap, binding sugars in the body to itself to prevent the formation of AGEs.

**Oenothera Biennis (Evening Primrose), Borago Officinalis (Borage) Seed, Simmondsia Chinensis (Jojoba) Seed, Butyrospermum Parkii (Shea Butter), Coconut and Tocopheryl Acetate (Vitamin E):** help reduce trans-epidermal water loss and prohibit potentially-irritating environmental pollutants from entering the skin.

**Madecassoside:** inhibits inflammatory mediators while treating inflammation.

**Palmitoyl Tetrapeptide-7 and Palmitoyl Oligopeptide:** trigger collagen production, helping to increase firmness and restore elasticity.

**Colloidal Oatmeal, Zinc Oxide and Avena Sativa (Oat) Kernel:** soothing; provides anti-itch relief to chronically dry skin.

**benefits / top retailing points**

Stimulates collagen synthesis and Hyaluronic Acid production to help repair prematurely-aging skin.

Smooths fine dryness lines and helps restore elasticity.

Replenishes barrier lipids while moisturizing skin.

Soothes and insulates skin from extreme environmental elements while fighting inflammation.



Check out a **video** here for more information on **Super Rich Repair**.

**skin condition**

Mature or prematurely-aging skin.

**description**

Help reverse the signs of skin aging and photodamage with this concentrated treatment, applied directly to areas of concern. The three-phase formula helps smooth away fine lines, increase elasticity and maintain moisture balance.

- Helps firm and increase skin resilience with bio-stimulating botanicals that help trigger collagen production.
- Helps smooth away fine lines with non-irritating exfoliation agents.
- Experience a smoother, refreshed appearance as peptides and skin-nourishing vitamins help reverse signs of skin aging.

**top products to prescribe**

- Antioxidant HydraMist
- MAP-15 Regenerator®
- Dynamic Skin Recovery SPF50



retail



0.27 US FL OZ / 8 mL x 5

# power rich™

**application**

Smooth over cleansed skin morning and night. Concentrate on areas with signs of visible aging to restore resilience and strength. During the day, apply and allow to absorb for 1 minute, then follow with **Dynamic Skin Recovery SPF50**.

**key ingredients**

**Palmitoyl Pentapeptide-4:** a synthetic protein fragment that stimulates collagen synthesis in the skin and the formation of skin glycosaminoglycans (i.e., Hyaluronic Acid).

**UGL Complex (Glucosamine HCL, Urea, Yeast Extract and Algae Extract):** exfoliates and smooths the skin's surface, firms tissue reducing appearance of photoaged skin. Helps establish a better barrier to maintain hydrated tissues (stimulates involucrin that binds ceramides).

**Corallina Officinalis (Red Seaweed):** helps firm skin, reducing the appearance of fine lines.

**Oryza Sativa (Rice) Bran:** extract derived from the outer husk of the rice kernel. Rich in Phytic Acid to aid in softening and exfoliating.

**benefits / top retailing points**

Three formulas in one maximum intensity treatment cream to address the signs of skin aging.

**Phase 1: Biostimulating Botanicals**

**Power Rich™** contains an active blend of biostimulating botanicals that treat the loss of strength, elasticity and moisture in skin tissues. A seaweed concentrate is blended in an herbal base of skin-firming Wheat Protein Extract, skin smoothing Kukui Nut and Apricot Kernel Oil, with soothing extracts of Licorice, Bisabolol, and Allantoin.

**Phase 2: Acid-Free Smoothing Agents**

Our **Power Rich™** acid-free smoothing agents use state-of-the-art technology that enhances cell renewal and promotes natural exfoliation without any irritation or flaking. Rather than using traditional hydroxy acids, which must be formulated into a highly acidic base for optimum performance, our effective combination of Algae, Yeast, Glucosamine and Urea helps to accelerate cell renewal without impacting the skin's natural pH balance.

**Phase 3: Skin Regenerators**

**Power Rich™** contains high-tech cosmeceuticals and ingredients including antioxidant Vitamins A, C, E, and B<sub>5</sub>, advanced skin firmers such as Corallina Officinalis, and Palmitoyl Pentapeptide-4, an advanced ingredient that stimulates collagen synthesis.

**skin condition**

Mature or prematurely-aging skin.

**description**

Smooth away fine lines, brighten and prime for flawless skin, and to prep for make-up application. Velvety silicones combine with Soy Protein to even out skin texture. Pearl Powder and natural earth minerals provide a neutral tint to help balance skin tone and enhance luminosity. A potent peptide helps improve skin firmness, as sunscreens shield against sun damage.

**top products to prescribe**

- MultiVitamin Thermafoliant®
- MultiVitamin Power Firm
- Dynamic Skin Recovery SPF50



retail



0.75 US FL OZ / 22 mL

professional



1.7 US FL OZ / 50mL

# skinperfect primer spf30

**application**

After applying prescribed Dermalogica Moisturizer, smooth and blend over entire face and throat. Can be worn alone or underneath make-up to extend wear.

**warnings**

For external use only, not to be swallowed. Avoid contact with eyes. If contact occurs, flush thoroughly with water. If irritation develops, discontinue use. Do not use on children under 6 months old.

**active ingredients**

- Titanium Dioxide
- Zinc Oxide

**key ingredients**

**Hydrolyzed Pearl (Pearl Powder):** A fine powder rich in amino acids, Calcium, sugars and peptides that stimulate cell renewal, fight glycation and help to fight pigmentation by inhibiting Tyrosinase and enhancing skin luminosity.

**Zinc Oxide and Titanium Dioxide:** Physical sunscreens that protect against UVA and UVB radiation.

**Palmitoyl Dipeptide-5 Diaminobutyryl Hydroxythreonine and Palmitoyl Dipeptide-5 Diaminobutyrate:**

Conditioning peptides that stimulate collagen biosynthesis, helping to reduce wrinkles, impart skin firmness and improve skin tone.

**Arginine / Lysine Polypeptide, Camellia Sinensis Leaf Extract and Hydrolyzed Soy Protein:** AGE Smart®

ingredients that fight glycation (AGEs, also known as Advanced Glycation End-products), free radicals (ROS, also known as Reactive Oxygen Species), and Matrix Metalloproteinase (MMP) activity, the leading biochemical triggers that cause skin aging. Recent studies indicate Arginine / Lysine Polypeptide also stimulates collagen and GAG synthesis while protecting collagen from MMP degradation.

**Sodium Hyaluronate and Sodium PCA:** Humectants naturally found in the skin that help bind water into tissue, maintaining proper hydration levels that help minimize fine lines due to dehydration.

**Silica:** A common earth mineral, helps cosmetics to adhere to skin and improve the smoothness and spread of foundations; absorbs oil, helping make-up last longer and while helping fill in fine lines to smooth skin surface.

**Cyclopentasiloxane and Vinyl Dimethicone / Methicone Silsequioxane Crosspolymer and Dimethicone Crosspolymer:** Provides a silky feel and smooth surface; provides a “soft focus” visual effect.

**benefits / top retailing points**

Multifunctional product not only acts as a make-up primer, enhancing the appearance and duration of make-up, but conditions and treats the signs of aging while providing Broad Spectrum UVA and UVB defense.

Smooths skin and stimulates collagen production to increase skin firmness.

Shields against skin-aging UV rays.

Can be worn alone or underneath Sheer Tint SPF20 and Cover Tint SPF20 or make-up to help smooth fine lines and deliver a lasting make-up finish.



Check out a **video** here for more information on **SkinPerfect Primer SPF30**.

**skin condition**

Mature or prematurely-aging skin.

**description**

Combat visible lines around the eye area with this powerful firming complex of skin-rebuilding antioxidant vitamins, protective Silicones and Red Seaweed Extract.

**top products to prescribe**

- Skin Resurfacing Cleanser
- MAP-15 Regenerator®
- Dynamic Skin Recovery SPF50



retail



0.5 US FL OZ / 15 mL

professional



2.5 US FL OZ / 75 mL

# multivitamin power firm

**application**

Smooth around eyes, concentrating on areas of visible aging.

**professional application**

**1** Following the application of **Antioxidant HydraMist**, apply **MultiVitamin Power Firm** around the eye area, using the ring finger.

**optional:**

For optimum results, press and blend **MAP-15 Regenerator®** against eye area prior to applying **MultiVitamin Power Firm**.

**key ingredients**

**Retinyl Palmitate (Vitamin A), Ascorbic Acid (Vitamin C) and Tocopheryl Acetate (Vitamin E):** accelerate skin's natural repair process, strengthen elasticity and improve smoothness while defending against ROS.

**Corallina Officinalis (Red Seaweed):** helps firm skin, reducing the appearance of fine lines.

**Silicones:** melt gently into skin to help diminish fine lines and smooth skin texture.

**Camellia Sinensis (Green Tea) Leaf:** helps soothe irritation.

**Spilanthes Acmella Flower Extract:** (sustainably sourced) helps firm skin by creating better/enhanced cohesion of cell/collagen fibers.

**benefits / top retailing points**

Helps repair the signs of mature or premature aging with an infusion of multivitamins.

Increases skin elasticity and firmness by stimulating collagen synthesis and reinforcing cell to cell linkages.

Scavenges dangerous free radicals to help protect skin from environmental stress.

Protects against moisture loss to minimize fine lines associated with dehydration.



Check out a **video** here for more information on **MultiVitamin Power Firm**.

**skin condition**

Mature or prematurely-aging skin.

**description**

Reverse multiple signs of skin aging around the delicate eye area with this advanced Retinol treatment.

**top products to prescribe**

- Dynamic Skin Recovery SPF50
- Power Rich™
- SkinPerfect Primer SPF30



retail



0.5 US FL OZ / 15 mL

## age reversal eye complex

**application**

Start using every other night for the first two weeks. As skin responds and increases tolerance, build up to using nightly. After cleansing, smooth and pat around the eye area working from the outer corner inward. Use at night so that it works in concert with the body's internal cellular repair schedule.

**contraindications for use**

Due to the cell renewal effects of Retinol, discontinue use of exfoliating products around the eye area for three days prior to initial application. Do not use within 72 hours of waxing or exfoliation. If you are pregnant or breastfeeding, consult a physician prior to use. Wear a sunscreen over treated area during the day. This product contains Vitamin A. Consult a physician prior to use on pregnant women.

**key ingredients**

**Microencapsulated Retinol 0.1%:** helps minimize lines around the delicate eye area; helps reverse photoaging and chronological aging of skin tissues.

**Microencapsulated Niacinamide:** Vitamin B<sub>3</sub> reinforces barrier function of the skin to help reduce Trans-Epidermal Water Loss (TEWL); helps strengthen blood vessels to avoid fluid buildup in surrounding tissues; inhibits release of inflammatory mediators; and helps prevent glycation.

**Age Reversal Firming Complex**

**Palmitoyl Tripeptide-5:** conditioning peptides help to reduce wrinkles, impart skin firmness and improve skin tone.

**Hyaluronic Acid:** unique cross-linked ingredient and naturally-occurring polysaccharide provides increased hydration and improves elasticity.

**Panthenol:** humectant Pro-Vitamin B<sub>5</sub> aids in hydration and skin repair.

**Dunaliella Salina Extract:** antioxidant-rich unicellular microalgae to help reverse free radical damage and control hyperpigmentation.

**Fraxinus Excelsior (Ash Tree) Bark Extract:** contains Fraxin and Esculin, which present strong vasculo-protective properties. Works with

microencapsulated Niacinamide to reduce dark under-eye circles and puffiness.

**UGL Complex (Glucosamine HCL, Urea, Yeast Extract and Algae Extract):** exfoliates and smoothes the skin's surface; firms tissue to reduce the appearance of photoaged skin; helps establish a better barrier to maintain hydrated tissues.

**benefits / top retailing points**

Microencapsulation technology helps ensure that Retinol and Niacinamide penetrate the skin without degrading.

Targets multiple eye area concerns, primarily fine lines, wrinkles, puffiness and dark under-eye circles from hyperpigmentation.

Fortifies and smoothes skin.

Retextures skin at a non-irritating pH, which is critical for the delicate eye area.



Check out a **video** here for more information on **Age Reversal Eye Complex**.

**skin condition**

All skin conditions, especially mature or prematurely-aging skin.

**description**

A daily lip treatment that restores delicate tissue, minimizes contour lines and helps prevent the signs of aging.

**top products to prescribe**

- MAP-15 Regenerator®
- Antioxidant HydraMist
- Super Rich Repair



retail



0.06 US FL OZ / 1.75 mL

## renewal lip complex

**application**

Apply to lips at least two times a day for lip health maintenance, or more frequently in periods of dryness or environmental exposure.

**key ingredients**

**Arginine / Lysine Polypeptide:** a peptide that acts as a sugar trap, binding sugars in the body to itself to prevent the formation of AGEs.

**Palmitoyl Oligopeptide:** a peptide molecule that conditions skin and stimulates collagen formation to minimize fine lines.

**Theobroma Cacao (Cocoa) Seed Butter, Persea Gratissima (Avocado), Oryza Sativa (Rice) Bran, Triticum Vulgare (Wheat) Germ and Butyrospermum Parkii (Shea Butter):** emollient and vitamin-rich plant lipids that smooth and condition lip tissue while helping to prevent dehydration.

**Hyaluronic Acid:** provides increased hydration and improved elasticity.

**benefits / top retailing points**

Minimizes contour lines and smooths rough, uneven lips.

Prevents the signs of aging caused by AGEs.

Superior conditioning lasts hours beyond application and is ideal for wearing alone or as a smoothing primer before lipstick application.





A common misconception is that acne only affects teenagers. But more than ever before, adults are suffering with oily and acneic skin conditions. Clinical studies indicate that between 40 and 55 percent of the adult population in the 20-40 age group are diagnosed with a low grade, persistent acne and oily skin. According to the Journal of

American Academy of Dermatology, 54% of women older than age 25 have some facial acne, which is most likely attributed to hormonal fluctuations that trigger excess sebum resulting in acne. Acne arising in adulthood is more likely to be inflammatory, with fewer comedones than teenage acne, and with lesions predominantly located around

the mouth, chin and jaw line. Likewise, adults often have sensitized skin, or a combination of skin conditions in addition to their acne, which makes treatment more challenging than treatment of teens who generally have a more resilient, uniform oily skin condition. In addition, adult cases of acne are often more persistent than teenage acne,

which can be particularly frustrating for those who were spared outbreaks as teenagers.

### What are the four main factors that contribute to acne?

The primary catalyst of adult acne is chronic stress. Balancing personal and professional responsibilities makes this generation of adults the most time-compressed generation in history. This contributes to chronic stress: the constant, continued and heightened level of stress that throws our adrenal glands into overdrive, which in turn can boost sebum production, setting the stage for acne development. While stress creates the trigger for acne, there are four main factors that contribute to the development of acne: overactive sebaceous glands (the production of too much oil), dead skin cell accumulation, bacteria and inflammation.

### Overactive Sebaceous Glands

Despite which form of acne is prevalent, it is known that sebum production or oil is the catalyst for the series of events that result in acne or breakouts. Often times, a client will not think they have even a mild form of acne and will attribute their skin condition to excess oiliness. As

skin care professionals, we know that this excess sebum is often associated with enlarged pores, a tendency toward follicle congestion and an oily T-zone.

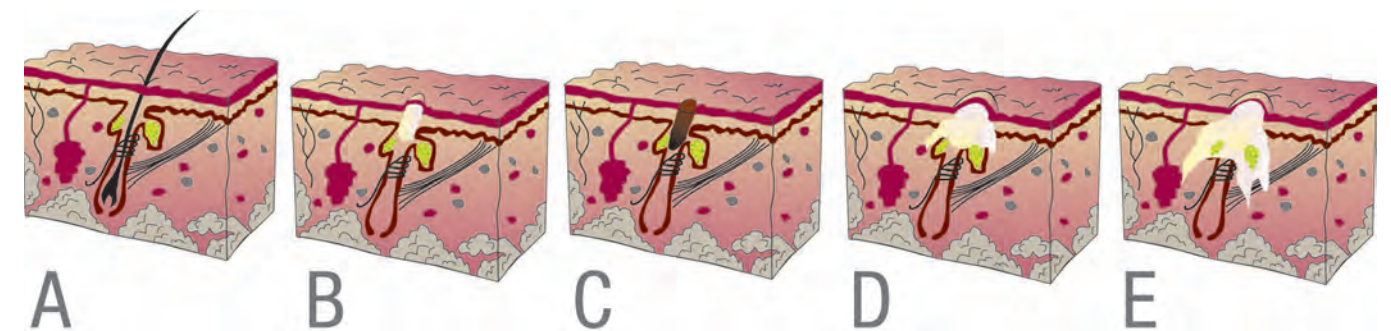
### Cell Accumulation and Bacteria

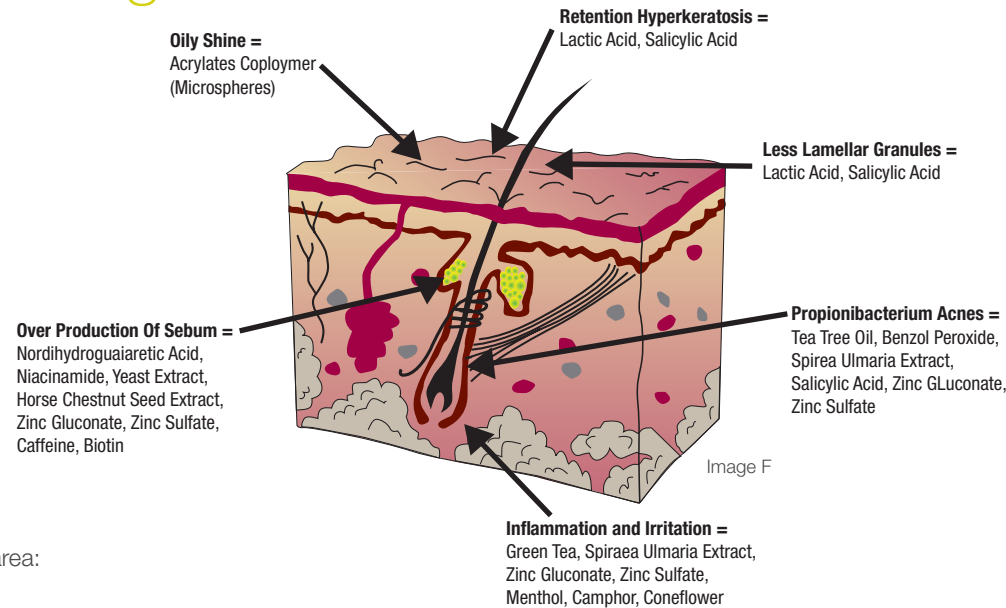
In a normal follicle (Image A), dead surface cells are continually sloughed from the epidermal canal and are deposited at the surface of the skin. However, when acne is present, a proliferation of cells occurs at the neck of the follicle, accompanied by excess sebum that causes the cells to stick together along with bacteria (usually *Propionibacterium acnes*, which is also known as *Corynebacterium acnes*); the conglomeration of the sebum and cells leads to formation of an impaction plug that provides a nice anaerobic environment for the bacteria to thrive in. This process, whereby abnormal desquamation of sebaceous-follicle epithelium results in altered keratinization, is often called retention hyperkeratosis. This first stage impacted follicle is often referred to as a micro-comedone. Researchers have found that there are fewer lamellar granules in the Stratum Granulosum of acneic skin. As the lamellar granules contain the desquamation enzymes and lipids that comprise the barrier layer in the

intercellular spaces, this could account for the accumulation of cells in the follicle canal. Likewise, acneic skin is more permeable around the sebaceous gland and follicle, which may lead to leakage and inflammation into surrounding tissues. Studies have shown that Linoleic Acid, an essential fatty acid that is a component of the barrier lipid layer, is indeed deficient in acneic clients. The bacteria in the follicle excrete a lipase enzyme to break down the sebum triglycerides into fatty acids and glycerol. The sebum is used as a food source and the free fatty acids are merely waste products that irritate the lining of the follicle. At this point, the disease may result in non-inflammatory lesions and simply produce closed comedones (whiteheads – Image B) which may turn into open comedones (blackheads – Image C) and expel their contents.

### Inflammation

Inflamed lesions may also result, whereby the follicle wall ruptures forming a papule (Image D). If the break in the follicle is close to the surface, a pustule results (Image E). If it is deeper, a nodule forms. In some cases, a membrane entraps the infection and a cyst develops. Regardless, Matrix Metalloproteinase (MMPs) enzymes are stimulated to help





repair the damaged tissue and white blood cells invade the area: this is when inflammation sets in.

**What can be done to help treat, clear and prevent adult acne?**

In order to control acne, we must interrupt the degeneration of the follicle by affecting the four main contributing factors. The International Dermal Institute has researched several new ingredients that are extremely effective in controlling acne. We can classify these ingredients according to the problem that each specifically addresses (see Image F). By inhibiting the activity of **overactive sebaceous glands**, we not only eliminate the food source for the bacteria, but we also eliminate oily shine and create a more esthetically-pleasing appearance for the client. The following ingredients are known sebum-regulating agents: Nordihydroguaiaretic Acid, Niacinamide, Yeast Extract, Aesculus Hippocastanum (Horse Chestnut) Extract, Acrylates Copolymer (microsponges), Sarcosine and Zinc Gluconate. To control **cell accumulation** we need to stimulate natural exfoliation superficially as well as in the follicle lining. By exfoliating to remove surface cells that have not been shed, we can

help eliminate the impaction of follicles which triggers the early stages of comedone formation. The following are known exfoliating agents: Salicylic Acid, Lactic Acid, Sulfur and Papain. By controlling **bacteria** on the skin's surface and in the follicle, and the lipase activity, we can control the source of fatty acids that contribute to irritation. The following ingredients are known anti-bacterial agents: Benzoyl Peroxide, Spirea Ulmaria Extract, Cinnamomum Zeylamium Bark Extract, Salicylic Acid, Melaleuca Alternifolia (Tea Tree) Oil, Zinc Gluconate, Zinc Sulfate, Melissa Officinalis (Balm Mint) Extract, Rosmarinus Officinalis (Rosemary) Extract, Sulfur and Sarcosine. To help keep **inflammation** caused by adult acne under control, we must consider the application of topical anti-inflammatory repair agents, botanicals and humectants to help the healing process and soothe inflamed skin. The following are known anti-inflammatory and reparative agents: Camellia Sinensis (Green Tea), Panthenol, Camphor, Bisabolol, Allantoin, Echinacea Purpurea (Coneflower), Oat Extract and Glycyrrhiza

Glabra (Licorice) Extract. Dermalogica's MediBac Clearing® system works to treat, clear and prevent adult acne while addressing the needs of adult skin. The MediBac Clearing® system controls acne without compromising skin's integrity, which means skin is consistently clear and healthier. Each product, with its unique acne-fighting and clearing ingredients, is designed to be layered upon the skin to provide around-the-clock, maximum control of the four main factors that contribute to acne.

Check out the **videos** here for more information on **acne** and treatment solutions for **oily and acneic skin**.

**skin condition**

Breakout-prone skin.

**description**

A foaming cleanser that is the perfect start to around-the-clock control of breakouts, comedones and excess surface oils.

**top products to prescribe**

- Clearing Mattifier
- Overnight Clearing Gel
- Sebum Clearing Masque



retail	professional
1.7 US FL OZ / 50 mL	32 US FL OZ / 946 mL
8.4 US FL OZ / 250 mL	
16.9 US FL OZ / 500 mL	

clearing skin wash

**application**

Following the removal of **PreCleanse**, work a pea-sized amount into a lather in wet hands. Apply to dampened face and throat, massaging in circular motions while concentrating on areas of congestion, breakouts and oiliness. Avoid eye area. Rinse thoroughly with warm water. Follow with prescribed MediBac Clearing® regimen.

**professional application**

- 1 Perform the Dermalogica Double Cleanse that begins with **PreCleanse**.

**note:**

Upon beginning second cleanse with **Clearing Skin Wash**, steam may be used to facilitate the cleansing process by further softening the skin.

- 2 Lather **Clearing Skin Wash** and apply with a flowing effleurage, spreading movement over the entire face, throat and upper décolleté. Ensure slip-and-glide by combining with water customized with **Purifying Botanical Mixer**.

- 3 Damp sponges, steam towels or **The Sponge Cloth** customized with **Purifying Botanical Mixer** should be used to remove all traces of cleanser.

**contraindications for use**

Product contains Salicylic Acid and may irritate very sensitive skin. Discontinue use if client experiences undue redness or burning. Not for those who currently take acne medication. For external use only, not to be swallowed. Avoid contact with eyes. If contact occurs, flush thoroughly with water. If irritation develops, discontinue use. Keep out of reach of children.

**key ingredients**

**Salicylic Acid:** stimulates natural exfoliation, helping to clear impacted follicles and minimize acne formation.

**Melissa Officinalis Leaf Extract:** used for its antiseptic, analgesic and anti-bacterial properties; also aids in healing in soothing the skin.

**Angelica Archangelica Extract:** antibacterial agent with soothing properties.

**Echinacea Purpurea Extract:** has anti-bacterial and anti-inflammatory properties.

**Citrus Medica Limonum (Lemon) Peel Extract:** a natural source of Vitamin C; protects skin against damage and is used as an anti-inflammatory.

**Chamomilla Recutita (Matricaria) Flower Extract:** skin smoothing and anti-inflammatory flower extract.

**benefits / top retailing points**

Foaming cleanser clears away excess oil without stripping skin.

Synergistic combination of botanicals and Salicylic Acid help clear skin.

Soothing botanicals help calm inflamed, irritated skin.

Helps prevent future breakouts.

Check out a **video** here for more information on **Clearing Skin Wash**.



**skin condition**

Breakout-prone skin.

**description**

A cooling, refining and deep-cleaning Kaolin and Bentonite clay masque that purifies, absorbs excess surface oil and helps prevent breakouts.

**top products to prescribe**

- Clearing Skin Wash
- Clearing Mattifier
- Special Clearing Booster



retail



2.5 US FL OZ / 75 mL

professional



6 US FL OZ / 177 mL

# sebum clearing masque

**application**

Apply a smooth layer to cleansed face and throat avoiding the eye area. Leave on for 7 to 10 minutes, then rinse thoroughly with warm water. May also be used exclusively on the T-zone. Apply 3 times per week. Follow with **Oil Control Lotion** and prescribed MediBac Clearing® regimen.

**professional application**

- 1 Press 6 to 10 drops of **MediBac Clearing® Complex** onto skin.
- 2 Using a **Fan Masque Brush**, apply a thin, even layer to face and throat, avoiding the eye area. May also be applied to the T-zone only.
- 3 Remove after 10 minutes with damp sponges or a steam towel customized with **Purifying Botanical Mixer**.

**contraindications for use**

Product contains Salicylic Acid and may irritate very sensitive skin. Discontinue use if client experiences undue redness or burning. Not recommended for users of any topical or orally-prescribed acne, Vitamin A derived, skin exfoliation medications. Do not use on skin that is sunburned, irritated, sensitive or has recently been professionally exfoliated, resurfaced or waxed.

**key ingredients**

**Salicylic Acid:** stimulates natural exfoliation, helping to clear impacted follicles and minimize acne formation.

**Bentonite and Kaolin:** clays that help absorb excess oil, refine pores and clear congestion.

**Spiraea Ulmaria:** an extract that helps inhibit bacteria by stimulating the skin's natural anti-bacterial agents.

**Niacinamide, Yeast Extract, Aesculus Hippocastanum (Horse Chestnut) Seed, Dipotassium Glycyrrhizate (Licorice) and Panthenol (Pro-Vitamin B<sub>5</sub>):** a unique blend that regulates sebum production and soothes inflammation.

**Zinc Gluconate and Caffeine:** help regulate sebum production and help control bacterial metabolism of sebum-reducing inflammation.

**Avena Sativa (Oat) Kernel, Bisabolol and Dipotassium Glycyrrhizate (Licorice):** help soothe irritated skin.

**Cinnamomum Zeylanicum Bark:** a patent-pending Cinnamon Bark blend inhibits bacterial lipid metabolism and degradation of enzymes while eliminating bacteria, providing astringent properties and helping to reduce comedones for clearer skin.

**benefits / top retailing points**

Imparts a cooling sensation on skin that helps soothe aggravation brought on by breakouts.

Addresses and controls the four factors that contribute to acne: overactive sebaceous glands, cell accumulation, bacteria and inflammation.

Absorbs excess oil and refines skin texture.

Helps purify skin while strengthening the follicle membrane wall to help control inflammation associated with follicle eruptions.

**skin condition**

Breakout-prone skin.

**description**

An overnight treatment that helps clear skin, calm inflammation and prevent future breakouts by reducing excess sebum, removing impaction plugs and eliminating bacteria.

**top products to prescribe**

- Clearing Skin Wash
- Clearing Mattifier
- Sebum Clearing Masque



retail



1.7 US FL OZ / 50 mL

# overnight clearing gel

**application**

At night, apply a thin layer all over cleansed face or affected areas and allow to absorb. In the morning, wash off with **Clearing Skin Wash**, then, for maximum treatment results, apply **Clearing Mattifier** to breakout-prone areas. Use nightly as needed.

**contraindications for use**

Product contains Salicylic Acid and may irritate very sensitive skin. Discontinue use if client experiences undue redness or burning. Not recommended for users of any topical or orally-prescribed acne, Vitamin A derived, skin exfoliation medications. Do not use on skin that is sunburned, irritated, sensitive or has recently been professionally exfoliated, resurfaced or waxed. For external use only, not to be swallowed. Avoid contact with eyes. If contact occurs, flush thoroughly with water. If irritation develops, discontinue use. Keep out of reach of children.

**key ingredients**

**Salicylic Acid:** stimulates natural exfoliation, helping to clear impacted follicles and minimize acne formation.

**Niacinamide, Biotin, Zinc Gluconate, Yeast Extract, Caffeine and Nordihydroguaiaretic Acid:** unique blend inhibits overactive sebaceous gland activity, purifies to promote skin clarity and helps calm irritation brought on by breakouts.

**Melaleuca Alternifolia (Tea Tree) Leaf:** A natural antiseptic that helps inhibit bacteria while stimulating skin's natural anti-bacterial agents. Also aids in skin healing and soothing skin.

**Spiraea Ulmaria:** an extract that helps inhibit bacteria by stimulating the skin's natural anti-bacterial agents.

**Camellia Oleifera (Green Tea) Leaf:** helps soothe irritation.

**Hyaluronic Acid:** provides increased hydration and improved elasticity.

**benefits / top retailing points**

Removes impaction plug from follicle to help prevent future breakouts and relieve congestion.

Helps regulate sebum production.

May be applied over the face or to zones experiencing breakouts and congestion.

**skin condition**

Breakout-prone skin, or areas of excess oil production.

**description**

A medicated topical treatment that clears breakouts, reduces congestion and controls shine. Silicones melt gently into skin to help diminish fine lines and smooth skin texture. Niacinamide, Zinc Gluconate, Yeast Extract and Biotin purify and inhibit overactive sebaceous activity while Salicylic Acid clears congested follicles to minimize future breakouts.

**top products to prescribe**

- Clearing Skin Wash
- Oil Control Lotion
- Overnight Clearing Gel



retail



1.3 US FL OZ / 40 mL

## clearing mattifier

**application**

After cleansing in the morning, apply sparingly to areas prone to excess oil production or breakouts. Follow with **Oil Control Lotion** or prescribed Dermalogica Moisturizer. For best skin clearing results, use daily in the morning, and use **Overnight Clearing Gel** in the evening.

**contraindications for use**

Product contains Salicylic Acid and may irritate very sensitive skin. Discontinue use if client experiences undue redness or burning. Not recommended for users of any topical or orally-prescribed acne, Vitamin A derived, skin exfoliation medications. Do not use on skin that is sunburned, irritated, sensitive or has recently been professionally exfoliated, resurfaced or waxed. For external use only, not to be swallowed. Avoid contact with eyes. If contact occurs, flush thoroughly with water. If irritation develops, discontinue use. Keep out of reach of children.

**key ingredients**

**Salicylic Acid:** stimulates natural exfoliation, helping to clear impacted follicles and minimize acne formation.

**Retinyl Palmitate (Vitamin A):** helps increase skin elasticity and helps reverse the signs of prematurely-induced photoaging.

**Camellia Oleifera (Green Tea), Ammonium Glycyrrhizate (Licorice) and Chamomile Recutita (Matricaria):** soothe and calm inflammation.

**Niacinamide, Yeast Extract, Aesculus Hippocastanum (Horse Chestnut), Ammonium Glycyrrhizate (Licorice), Panthenol (Pro-Vitamin B<sub>5</sub>) and Caffeine:** act as bioregulators of sebaceous secretions in skin, reducing oil and shine.

**Cinnamomum Zeylanicum Bark Extract:** a patent-pending Cinnamon Bark blend inhibits bacterial lipid metabolism and degradation of enzymes while eliminating bacteria, providing astringent properties and helping to reduce comedones for clearer skin.

**Vitis Vinifera (Grape) Seed, Panthenol (Pro-Vitamin B<sub>5</sub>) and Tocopheryl Acetate (Vitamin E):** condition and provide critical defense against free radical damage.

**Silicones:** melt gently into skin to help diminish fine lines and smooth skin texture.

**benefits / top retailing points**

Smooths skin texture and diminishes fine lines while providing superior shine control.

Glides over skin easily, and is a great primer before make-up application.

Inhibits overactive sebaceous activity.

Exfoliates impaction plugs and clears congested follicles to minimize future breakout activity.

Soothes irritation and inflammation associated with breakouts.

**skin condition**

Breakout-prone skin.

**description**

Invisible treatment gel clears, controls and prevents breakouts.

**top products to prescribe**

- Clearing Skin Wash
- Sebum Clearing Masque
- Oil Free Matte SPF30



retail



1 US FL OZ / 30 mL

# breakout control

**application**

Apply a thin layer and allow to dry. Use all over the face and under your prescribed Dermalogica moisturizer.

**contraindications for use**

This product contains silver. Avoid contact with broken or abraded skin.

**key ingredients**

**Lactobacillus Ferment:** non-pathogenic bacteria. Stimulates growth of healthy bacteria, controls bacteria that stimulates acne breakouts, and helps reduce redness.

**Azelaic Acid Derivative:** helps regulate sebum production without leaving skin dry and dehydrated.

**Tea Tree Oil:** calms redness and soothes the skin.

**Zinc Sulfate:** helps minimize irritation.

**Colloidal Silver:** helps eliminate bacteria and control breakouts.

**benefits / top retailing points**

Formulated with gentle yet effective ingredients for complete breakout clearing with no irritation.

Fast-absorbing formula immediately begins to eliminate acne-causing bacteria.

Contains oil-absorbing sponges to control excess sebum on the skin.

Natural botanical ingredients help soothe skin.

Suitable for clearing and preventing breakouts without the drying effects of Benzoyl Peroxide.

**skin condition**

Breakout-prone skin, or areas of excess oil production.

**description**

A hydrating, oil-free, feather-light lotion containing microspheres to help absorb even more oil on skin's surface and maintain an all-day matte finish. Active sebum regulating complex helps control oil production while Enantia Chlorantha Bark Extract helps reduce oily shine.

**top products to prescribe**

- Clearing Skin Wash
- Sebum Clearing Masque
- Special Clearing Booster



retail



2 US FL OZ / 60 mL

professional



6 US FL OZ / 177 mL

# oil control lotion

**application**

After cleansing with **Clearing Skin Wash** and toning with **Skin Purifying Wipes**, apply with light, upward strokes. May be re-applied as needed throughout the day. Can be applied over or mixed with **Special Clearing Booster** or prescribed Dermalogica Concentrated Booster for skin condition-specific results.

**professional application**

- 1 Following the application of **Multi-Active Toner** and **MediBac Clearing® Complex**, apply **Oil Control Lotion** evenly to areas of excessive oiliness.
- 2 May be customized with prescribed Dermalogica Concentrated Booster.
- 3 Follow with **Oil Free Matte SPF30**.

**contraindications for use**

Product contains Salicylic Acid and may irritate very sensitive skin. Discontinue use if client experiences undue redness or burning. Not recommended for users of any topical or orally-prescribed acne, Vitamin A derived, skin exfoliation medications. Do not use on skin that is sunburned, irritated, sensitive or has recently been professionally exfoliated, resurfaced or waxed. For external use only, not to be swallowed. Avoid contact with eyes. If contact occurs, flush thoroughly with water. If irritation develops, discontinue use. Keep out of reach of children.

**key ingredients**

**Salicylic Acid:** stimulates natural exfoliation, helping to clear impacted follicles and minimize acne formation.

**Enantia Chlorantha Bark:** an extract that helps regulate sebum to reduce oily surface shine.

**Niacinamide, Yeast Extract, Aesculus Hippocastanum (Horse Chestnut), Ammonium Glycyrrhizate (Licorice), Panthenol (Pro-Vitamin B<sub>5</sub>):** regulate sebum production and soothe inflammation.

**Zinc Gluconate and Caffeine:** help regulate sebum production and help control bacterial metabolism of sebum-reducing inflammation.

**Vinyl Dimethicone / Methicone Silsesquioxane Crosspolymer:** oil absorbers that absorb excess surface oils on skin.

**benefits / top retailing points**

Absorbs excess oil and eliminates shine while providing an all-day matte finish.

Regulates sebum production.

Soothes irritated skin while moisturizing.

Helps eliminate congestion and prevent future breakouts.





# PowerBright TRx™

When it comes to signs of aging, hyperpigmentation is a top skin concern worldwide. This is because many people perceive age spots and uneven skin tone (i.e., hyperpigmentation and hypopigmentation) as "aged skin," and perceive uniform, luminous, even-toned skin as "healthier and younger."<sup>1</sup>

These perceptions have led to consumer demand for products that treat hyperpigmentation. Unfortunately, many of these products are formulated with ingredients known to be harmful to the skin, frequently causing contact dermatitis, or even permanently damaging the skin's melanin-producing architecture.

Dermalogica's new PowerBright TRx™ is the safer alternative. When integrated with any Dermalogica regimen, it brightens and helps balance skin tone while preserving the quality and integrity of the skin. A powerful, concise range of three leave-on products for the treatment and prevention of hyperpigmentation, PowerBright TRx™ is the product of several years of research

on melanin biosynthesis and skin brightening by the skin health experts at Dermalogica and The International Dermal Institute.

Designed to be layered onto the skin for optimum efficacy, these silky-smooth, peptide-rich formulas work around the clock to brighten and hydrate skin. Advanced SPF-boosting Oleosome technology provides critical UV protection to help prevent future pigmentation, while powerful brightening and exfoliating agents work day and night to slough off existing pigmentation issues. Skin ultimately appears healthier and glowing with a more even tone.

## what causes hyperpigmentation?

When treating hyperpigmentation, success largely depends on identifying the cause of discoloration. Was it due to UV exposure? Trauma or acne? Hormones? Hyperpigmentation induced by UV rays or injury tends to respond well to treatment if caught early, while melasma and other hormonal influences are more difficult to tackle. Genetics, stress and chemicals also play a role.

Exposure to these factors triggers octopus-like melanocyte cells in the skin to generate pigment-filled structures called melanosomes. These melanosomes then move into the arms of the melanocyte and are ejected into neighboring skin cells. The skin cells migrate toward the surface of the skin, taking these melanosomes with them. This creates visibly pigmented skin, or uneven skin tone.

To better understand the causes of hyperpigmentation, we must

understand the delicate biological processes that produce skin color. Constitutive ("intrinsic") skin color is the basic melanin content of our skin that is genetically inherited without any influence from sun exposure or hormones. Facultative ("extrinsic") skin color is the result of other influences, such as sunlight and hormones. PowerBright TRx™ can be used to treat and prevent issues related to facultative skin color.

Melanin, the brown or reddish pigment in skin, is synthesized in dendritic cells called melanocytes. Regardless of race, we all have approximately 800 to 1,000 melanocytes per square millimeter of epidermis.

When exposed to UV light, the pituitary gland in the brain generates a melanotropin called alpha Melanin Stimulating Hormone ( $\alpha$ -MSH) or beta Melanin Stimulating Hormone ( $\beta$ -MSH). These melanotropin molecules bind to a specific receptor site (MC1-R) on the melanocyte, signaling melanin formation to commence. (This receptor site is also affected by hormones such as estrogen, which accounts for the influence that hormones have on melanin formation.)  $\alpha$ -MSH not only stimulates pigment formation but also triggers the inflammatory and immune response.

Once the melanocyte is activated, eumelanin (brown-black melanin) formation commences.

Regardless of skin color, the number of melanocytes does not vary among humans. There is approximately one melanocyte for every 36 keratinocytes found in the epidermis. The amount of

melanin, the type of melanin produced (whether it is eumelanin or yellow-red pheomelanin), the size of the melanosomes and the distribution of melanosomes in the epidermis all contribute to the skin's color and intensity (the lightness or darkness of the skin).

In dark skin, we not only see larger melanosomes with more melanin present, but more of them. They are seen as larger, individual, jelly bean-like structures surrounded by a membrane, whereas melanosomes in lighter skin are smaller, vary in size and shape, and have many smaller melanosomes clustered in a single membrane jacket.

## how to control and treat hyperpigmentation

Treating hyperpigmentation in the skin is a multi-faceted process. Regularly applying a Broad Spectrum sunscreen of SPF50 is critical for preventing new hyperpigmentation as is using a combination of skin-brightening and exfoliating agents, which slough off existing pigmentation spots.

PowerBright TRx™ contains powerful ingredients such as Oligopeptide, Niacinamide and Zinc Glycinate to help control melanin formation and hyperpigmentation, while exfoliating agents such as Lactobacillus/Pumpkin Fruit Ferment Filtrate help smooth skin, enhance skin tone and eliminate dark spots. Oleosome technology, found in Pure Light SPF50, uses naturally-occurring plant-oil capsules to help increase SPF performance without adding more chemical sunscreens.



## prescribing PowerBright TRx™

When prescribing any regimen or recommending professional treatment, your first step should always be the Face Mapping® Consultation Card. Consider what has caused your clients' pigmentation and how long it has been there. Ensure you look at all possible trigger factors, such as UV exposure, stress, hormones, medication and inflammation.

You should also perform a Face Mapping® skin analysis. Assess specific zones for hyperpigmentation to help determine possible causes. Throughout your analysis, educate your client about all the potential causes and trigger factors, and the importance of reducing or eliminating these factors. This is important for results to be successfully achieved.

Keep in mind, PowerBright TRx™ is designed to be integrated into your client's existing Dermalogica regimen, not remove it. You may recommend that your client replace his or her current daytime moisturizer with Pure Light SPF50 and nighttime moisturizer with Pure Night. Your client should also apply C-12 Pure Bright Serum after his or her regular cleansing and toning regimen, but before moisturizing.

As a professional skin therapist, it is important to set reasonable expectations with your clients and outline a precise treatment regimen. Be sure to advise your client to follow a strict brightening regimen every day and night for at least eight weeks. Results will vary as it takes time for melanosomes to naturally slough off the skin. In addition, UV exposure can cause

discoloration or spots to reappear, so advising your client to regularly apply Pure Light SPF50 is critical.

## recommending professional treatments

Because treating hyperpigmentation is progressive, exfoliation is one of the most important steps you can take. It helps slough the layers of keratinocytes that contain excess melanin pigment. While PowerBright TRx™ already contains powerful exfoliating agents, you may want to prescribe an additional series of chemical peels or professional exfoliation treatments, as well as MicroZone® Treatments, to help remove existing melanin and improve penetration of melanin-controlling actives. Consider a series of three or six monthly treatments, or six treatments once a week for six weeks, depending on your client's concerns.

When performing a professional skin treatment, consider using Ultrasonic, Galvanic Iontophoresis or Microcurrent with Specific Iontophoresis over the acid portion of some peels as well as with serums such as C-12 Pure Bright Serum. This can help deliver the active ingredients further down to the melanocyte at the base of the epidermis.

## why does PowerBright TRx™ not contain hydroquinone?

Hydroquinone has been used in many skin-lightening products, but it has also been banned in most of the world due to widespread concerns regarding its safety. Because there are many other skin-brightening agents available today to combat hyperpigmentation and fight signs of aging both effectively and safely,

the skin health experts at Dermalogica and IDI have elected not to use hydroquinone. We know that products formulated with these alternative ingredients in effective combinations and concentrations can significantly affect melanin formation and help visibly even skin tone over time, with regular use and sufficient UV protection.

1. Fink, B. et al. (2006). Visible Skin Color Distribution Plays a Role in the Perception of Age, Attractiveness, and Health in Female Faces. *Evolution and Human Behavior* 27(6):433-442.

### skin condition

Hyperpigmented skin and uneven skin tone.

### description

A potent skin brightening serum that helps combat hyperpigmentation and balance uneven skin tone.

### top products to prescribe

- AGE Smart® Skin Resurfacing Cleanser
- Pure Light SPF50
- Pure Night



retail

1.7 US FL OZ / 50 mL

# C-12 pure bright serum

### application

After cleansing, apply directly to areas of uneven skin tone. For best results, use twice daily. Allow one minute for product absorption, then follow with Pure Light SPF50 during the day and Pure Night during the evening.

### key ingredients

**Oligopeptide-51:** increases efficacy and enhances skin brightening when combined with Oligopeptide-34.

**Oligopeptide-34:** reduces Tyrosinase activity and melanosome transfer to cells.

**Zinc Glycinate:** stimulates formation of an antioxidant protein that binds Copper, thereby inhibiting Tyrosinase.

**Palmaria Palmata (Red Algae) and Ascophyllum Nodosum (Brown Algae):** inhibits Tyrosinase activity and transfer of melanosomes to keratinocytes, and stops the messenger that triggers melanin synthesis.

**Phytic Acid:** binds Copper to inactivate Tyrosinase and control melanin formation.

### benefits / top retailing points

Brightens, minimizes discoloration and improves skin clarity.

Is a silky-rich, highly-potent treatment that absorbs quickly to optimize efficacy.

Contains an exclusive blend of Oligopeptides, Rice-derived Phytic Acid, Zinc Glycinate and Algae to address pigmentation imbalance.



**skin condition**

Hyperpigmented skin and uneven skin tone.

**description**

An advanced, medium-weight, daytime Broad Spectrum moisturizer that treats hyperpigmentation while shielding the skin from pigment-inducing UV light.

**top products to prescribe**

- C-12 Pure Bright Serum
- AGE Smart®  
MultiVitamin Thermafoliant®
- Pure Night



retail



1.7 US FL OZ / 50 mL

# pure light spf50

**application**

Following application of **C-12 Pure Bright Serum**, smooth a generous amount of **Pure Light SPF50** to face and neck, avoiding the eye area, preferably 30 minutes prior to sun exposure. Use as a daily moisturizer for year-round protection against UV-induced hyperpigmentation.

**contraindications for use**

For external use only, not to be swallowed. Avoid contact with eyes. If contact occurs, flush thoroughly with water. If irritation develops or increases, discontinue use. Do not use on infants under 6 months old.

**active ingredients**

**Avobenzone**  
**Octinoxate**

**key ingredients**

**Oligopeptide-34:** reduces Tyrosinase activity and melanosome transfer to cells.

**Palmaria Palmata (Red Algae) and Laminaria Ochroleuca (Brown Algae or Golden Seaweed):** inhibits Tyrosinase activity and transfer of melanosomes to keratinocytes, and stops the messenger that triggers melanin synthesis.

**Cross-linked Hyaluronic Acid:** provides sustained moisture delivery to provide optimal hydration.

**Oleosome Technology:** made from Safflower seeds, which allow for increased SPF performance while using fewer chemical sunscreens, resulting in a moisturizer that is more wearable for aging and sensitive skin.

**Lactobacillus/Pumpkin Fruit Ferment Filtrate:** helps exfoliate surface cells to enhance skin tone and eliminate dark spots.

**Niacinamide:** helps prevent transfer of melanosomes to keratinocytes.

**benefits / top retailing points**

Advanced Oleosome encapsulation technology increases SPF performance while using fewer chemical sunscreens.

Contains critical Broad Spectrum protection against UV-induced hyperpigmentation.

A powerful peptide helps regulate melanin production.

**skin condition**

Hyperpigmented skin and uneven skin tone.

**description**

A nourishing overnight treatment cream that hydrates while helping to restore skin luminosity, control hyperpigmentation and maximize PowerBright TRx™ results.

**top products to prescribe**

- C-12 Pure Bright Serum
- Daily Microfoliant®
- Pure Light SPF50



retail



1.7 US FL OZ / 50 mL

# pure night

**application**

Following topical application of **C-12 Pure Bright Serum**, apply **Pure Night** in the evening to entire face and neck.

**key ingredients**

**Oligopeptide-34:** reduces Tyrosinase activity and melanosome transfer to cells.

**Magnesium Ascorbyl Phosphate:** a non-acidic, stable form of Vitamin C that helps stimulate collagen synthesis while fighting pigmentation imbalance.

**Strelitzia Nicolai Seed Extract:** helps increase skin luminosity and decrease fine dehydration lines.

**Cranberry and Raspberry Seed Oils:** improve barrier protection against moisture loss and shield against environmental damage.

**Vigna Aconitifolia Seed Extract:** known as Moth Bean Seed Extract, helps fight signs of aging by strengthening dermal collagen and stimulating cell turnover.

**benefits / top retailing points**

Helps control melanin formation and hyperpigmentation while you sleep for unsurpassed brightening and skin tone improvement.

Improves barrier protection against moisture loss and strengthens against environmental damage.



Millions of people perceive their skin as sensitive. The American Academy of Dermatology reports that 50% of the United States population experience some form of sensitive skin.<sup>1</sup> Globally, it is of increasing concern, especially among women. In Europe, the United States and Japan, the prevalence of sensitive skin is about 50% in women

and 30% in men, with younger adults reporting more sensitivity than older adults.<sup>2</sup> In reality, there is sensitive skin (a genetic trait) and there is sensitized skin, a growing phenomenon worldwide caused by increased exposure to pollution, stress and chemicals. The growing number of people affected by sensitization has spurred cosmetic and

pharmaceutical industries to develop new products to help combat the reactions triggered by this condition. Regardless of the classification of skin sensitivity versus sensitization, the common thread among these conditions is inflammation, and research at The International Dermal Institute reveals many formulations are not addressing

one key factor: neurogenic inflammation. And, in order to care for sensitized and inflamed skin, it is important to understand the characteristics of the various factors producing this condition.

figure 1: sensitized skin



A number of factors contribute to the process of skin sensitization. These causes are among the most common. \*Over-processed includes over-exfoliated skin or skin that has been subjected to excess or inappropriate treatment.

Once any of these factors affect sensitized skin and reach the critical tolerance threshold, an organized biological response called inflammation takes place.

### the main contributors to sensitized skin

#### The Inflammatory Response: Immunogenic Inflammation

The body's immune system helps protect it from disease. The immune system has different components, all of which work together to fight against infection and foreign invaders. When the body is injured or irritated, it responds with inflammation. The inflammatory response is a natural process that

serves to remove the injurious stimuli, as well as initiate the healing process. Inflammation is characterized as a cascade of biological events involving the local vascular system, the immune system and various cells within the injured tissue. Traditionally, the immune system involved in inflammation requires prior sensitization and is triggered by a foreign substance, such as pollen or artificial fragrances. This is termed immunogenic inflammation. Immunogenic inflammation involves the activation of white blood cells, the primary agents for fighting off intruders. They normally reside in the blood and must travel to the inflamed tissue. There, they attack and destroy invaders such as bacteria, viruses and cellular debris. This process results in the pain, redness, swelling and heat associated with inflammation.

#### The Inflammatory Response: Neurogenic Inflammation

Recent scientific data has proposed another system that also triggers the inflammatory response. Whereas immunogenic inflammation is triggered by the immune system, neurogenic inflammation is triggered by the nervous system. When an irritant chemical activates nerve sensors, it results in the release of substances called neuropeptides that also trigger the inflammatory cascade. Under normal conditions, these substances play a role in tissue repair; however, they are also found in a variety of painful inflammatory conditions such as urticaria (itching), psoriasis, atopic dermatitis, hypersensitivity and wound healing. Interestingly, not all of these substances promote inflammation; some of them may in fact end the inflammatory process.

In addition to allergens that may stimulate an immune response or chemicals that stimulate a nerve response, emotional and physical stress can also induce a neurogenic response resulting in skin itchiness, inhibited wound healing and aggravated inflammation. Work, deadlines, toxin accumulation and the environment can all be stressors. The elevated levels of stress hormones cause inflammatory reactions in the body, which can lead to many forms of skin and overall health concerns.

Both immunogenic and neurogenic inflammation can yield the same redness, itching and swelling that result when the body is injured or irritated. In the end, it is the combination of genetic susceptibility, immune disruption, nerve activity and epidermal barrier function that contributes to skin sensitivity and inflammation.

#### Lipid Barrier Breakdown

In order to maximize our treatment regimen to control and alleviate sensitization associated with both immunogenic and neurogenic inflammation, we must consider one other factor, namely, the lipid barrier layer and its impact on sensitized skin. Comprised of ceramides, fatty acids and cholesterol, the lipid barrier layer not only maintains water balance in the skin by inhibiting TEWL (trans epidermal water loss) but it also protects against environmental stimuli such as microbes, chemicals and physical factors. Any of these stimuli may evoke a cutaneous (skin) reaction, leading to sensitization, inflammation and even disease. Because of its protective role, maintaining the integrity of the barrier lipids is an important factor in controlling skin





sensitization. In maintaining the barrier lipid layer at its optimal performance level, we can control the damaging effects of environment and lifestyle on skin, thereby controlling sensitivity. The lipid barrier layer may be compromised by the use of soap and water which strips the lipids from the skin (resulting in tautness), extremely low (2.5-3.5) or high (above 8) pH products, strong AHA products, S.D. alcohol in products and over-exfoliation, among other things. Once the lipid layer is compromised, the skin dehydrates, causing microscopic fissures in the epidermis; these are now perfect portals into the skin for potentially irritating substances. This is why dehydration is often seen in sensitized skin.

Recent studies have shown that patients with atopic dermatitis, a skin condition associated with inflammation, have deficiencies in the three lipids: ceramides, cholesterol and free fatty acids. Corrective therapy with a triple lipid mixture not only helped restore the barrier layer of the epidermis, but also resulted in a reduction of inflammation.

**what can be done to help relieve sensitized skin?**

While sensitized and sensitive skin reactions may look and feel the same, they stem from the three separate biological reactions we've discussed: immunogenic inflammation, neurogenic inflammation and a compromised protective lipid barrier layer. Research at The International Dermal Institute reveals that when specific active botanical extracts are combined, they can help control inflammation and reduce the signs of sensitivity, irritation and redness that accompany immunogenic and neurogenic inflammation without interrupting the positive effects of the

body's defenses including wound healing and bacterial defense.

As such, we created the proprietary *UltraCalming™ Complex*, containing the following active botanical extracts:

- Avena Sativa (Oat Kernel) extracts: rich in avenanthramides, the active component of the Avena Sativa plant, which have been widely studied and proven to have natural anti-irritant and anti-redness properties.
- Zingiber Officinale (Ginger) Extract and Bisabolol (derived from Chamomile): work synergistically to help reduce inflammation induced redness and irritation.
- Boerhavia Diffusa (Red Hogweed) Root Extract: targets neurogenic inflammation and restores tissue integrity by limiting the activity of pro-inflammatory agents, as well as promoting the production of natural anti-inflammatory agents in the skin.

While our exclusive *UltraCalming™ Complex* is an effective means of treating immunogenic and neurogenic inflammation, it only addresses part of the problem. To optimize complete treatment of sensitized skin, we must also take lipid barrier breakdown into account.

To complement our exclusive *UltraCalming™ Complex*, we have researched and developed a proprietary lipid blend that reinforces the barrier lipid layer with fatty acids, ceramides and sterols. Oil of Evening Primrose, Borage Seed and Oat Kernel provide an enriched source of gamma linoleic acid, a required component of an intact, functional epidermal layer. In addition to being rich in essential fatty acids, Oat has natural

antioxidant and anti-irritant properties to help correct and soothe irritated skin. Sunflower (Helianthus Annuus) Seed Extract provides natural ceramides, which ensure proper cohesion of skin cells and minimize skin dehydration, and Avocado (Persea Gratissima) sterols provide a rich source of natural plant phytosterols.

In addition to our proprietary formulations and complexes, UltraCalming™ was developed under the same safe and effective formulation standards of all Dermalogica products and is free of S.D. alcohol, artificial fragrances and colors and lanolin. All UltraCalming™ products are dermatologist tested for irritation by independent medical professionals. UltraCalming™ gives skin care professionals, and the clients they treat, more effective sensitized skin care than ever before.

1. HAPPI, (Feb 2006) p. 44  
2. Archiv. Derm (May 2007) vol. 143:606-612



For more information on skin conditions that can contribute to sensitized skin, please review our webisodes on **Rosacea, Eczema and Psoriasis.**

**skin condition**

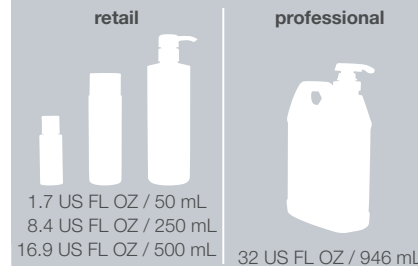
Sensitized, reactive and recently resurfaced skin.

**description**

This extremely gentle, pH-balanced gel / cream glides easily over face to cleanse without stripping the skin's protective barrier.

**top products to prescribe**

- UltraCalming™ Mist
- UltraCalming™ Serum Concentrate
- Barrier Repair



**application**

Apply to dry or damp face and neck with light, upward strokes and over closed eyes with gentle circular motions. Rinse thoroughly with warm water or remove with damp cotton pads, **The Sponge Cloth** or other soft wipe. Follow with **UltraCalming™ Mist** and **UltraCalming™ Serum Concentrate**.

**professional application**

- 1 Following **PreCleanse**, dispense a small amount of **UltraCalming™ Cleanser** into dampened hands.
- 2 Apply to damp face and throat and gently massage with fingertips using light, upward strokes. optional: **PreCleanse** may be omitted and **UltraCalming™ Cleanser** can be applied to dry skin, then wiped off with tissue.
- 3 Rinse thoroughly with tepid water, or gently remove with damp cotton pads or **The Sponge Cloth** (dampened), or a soft, dry cotton pad.
- 4 Follow with **UltraCalming™ Mist** and **UltraCalming™ Serum Concentrate**. For skin conditions requiring more hydration, follow with **Barrier Repair**.

**key ingredients**

**Rubus Idaeus (Raspberry) Fruit Extract:**

promotes healing while providing soothing properties to inflamed skin.

**Lavendula Angustifolia (Lavender) Fruit Extract:**

has antiseptic and disinfectant qualities; can also be used to desensitize skin.

**Cucumis Sativus (Cucumber) Fruit Extract:**

contains cooling agents that help soothe and calm irritated skin.

**Panthenol (Pro-Vitamin B<sub>5</sub>):**

promotes tissue regeneration and acts as a humectant.

**benefits / top retailing points**

Sulfate-free.

Helps calm and cool the redness, heat and discomfort of sensitized or highly reactive skin.

Easily rinses away or wipes off, making it ideal for sensitized skin.



Check out a **video** here for more information on **UltraCalming™ Cleanser.**

**skin condition**

Skin prone to redness.

**description**

Redness-reducing, Broad Spectrum primer for sensitized skin.

**top products to prescribe**

- UltraCalming™ Cleanser
- UltraCalming™ Mist
- UltraCalming Serum Concentrate



retail



0.75 US FL OZ / 22 mL

# redness relief primer spf20

**application**

After applying a Dermalogica Moisturizer, smooth over entire face or use as a spot treatment. Can be worn alone or underneath foundation to extend wear.

**warnings**

For external use only, not to be swallowed. Avoid contact with eyes. If contact occurs, flush thoroughly with water. If irritation develops or increases, discontinue use. Do not use on infants under 6 months old.

**active ingredients**

**Titanium Dioxide**  
**Zinc Oxide**

**key ingredients**

**Dimethicone:** a skin-conditioning silicone that protects and reinforces barrier lipids, which are often compromised in sensitized skin.

**Titanium Dioxide and Zinc Oxide:** provides protection against skin-irritating UVA and UVB rays.

**Avena Sativa Kernel Oil:** helps soothe and condition the skin.

**Biodyne (Yeast Cell Extracts):** help restore irritated skin.

**UltraCalming™ Complex:** helps soothe and strengthen the skin.

**benefits / top retailing points**

Natural botanical extracts provide a sheer green tint to counter redness.

Provides Broad Spectrum protection while diffusing redness and calming irritation.

Perfect as a translucent, redness-reducing makeup prep.

**skin condition**

Sensitized, reactive and recently resurfaced skin.

**description**

A soothing, hydrating mist that quickly relieves sensitivity while helping to calm redness, stinging and aggravated skin.

**top products to prescribe**

- UltraCalming™ Cleanser
- UltraCalming™ Serum Concentrate
- UltraSmoothing Eye Serum



retail



1.7 US FL OZ / 50 mL  
6 US FL OZ / 177 mL

professional



12 US FL OZ / 355 mL

# ultracalming™ mist

**application**

After cleansing, spray over face, neck and chest with eyes closed. For added benefits, press into skin. May also be sprayed onto fingertips or dampened cotton pad and applied to the skin with light, upward strokes. Follow with **UltraCalming™ Serum Concentrate** or prescribed Dermalogica Moisturizer.

**professional application**

- 1 After cleansing with **UltraCalming™ Cleanser**, spray **UltraCalming™ Mist** over entire face, throat and upper chest with eyes closed.
  - 2 Follow with **UltraCalming™ Serum Concentrate**.
- optional:**  
Can be used after epilation, waxing or exfoliation for soothing benefits.

**key ingredients**

**UltraCalming™ Complex:** helps reduce sensitivity, redness, irritation and inflammation.

**Hydroxyphenyl Propamidobenzoic Acid:** synthetic avenanthramide (Oat active) used to boost the efficacy of natural Oat.

**Aloe Barbadensis Leaf Juice:** skin soothing agent.

**benefits / top retailing points**

Quickly relieves inflammation and discomfort, helping skin recover from damage and lipid barrier breakdown.

Helps condition skin to prepare for proper moisture absorption.

Easy-to-use spray application.

Can be used after epilation, waxing or exfoliation for soothing benefits.

**skin condition**

Sensitized, reactive and recently resurfaced skin.

**description**

The antidote for skin sensitivity: a super-concentrated serum that helps calm, restore and defend sensitized skin.

**top products to prescribe**

- UltraCalming™ Cleanser
- UltraCalming™ Mist
- Barrier Repair



retail



1.3 US FL OZ / 40 mL

professional



4 US FL OZ / 118 mL

# ultracalming™ serum concentrate

**application**

After cleansing and spraying with **UltraCalming™ Mist**, apply a generous amount to face, neck and chest with light, upward strokes. Use twice daily, morning and night. For additional moisturization, follow application with **Barrier Repair** or prescribed Dermalogica Moisturizer.

**professional application**

- 1 At the end of the professional treatment and after application of **UltraCalming™ Mist**, apply a generous amount of **UltraCalming™ Serum Concentrate** over face and throat with light, upward strokes. May be followed with **Barrier Repair** or prescribed Dermalogica Moisturizer.

**key ingredients**

**UltraCalming™ Complex:** helps reduce sensitivity, redness, irritation and inflammation.

**Acetyl Tetrapeptide-15:** a tetrapeptide that targets neurosensitive skin by decreasing the release of pro-inflammatory mediators and increasing the skin's sensitivity tolerance threshold, making skin less reactive and diminishing sensations of pain and discomfort.

**Portulaca Oleracea Extract:** an enriched extract of vitamins, fatty acids, flavonoids and anti-inflammatory agents that help control and reduce redness.

**Sodium Hyaluronate:** a natural component of the skin that holds a thousand times its weight in water, maintaining optimum hydration levels of tissues.

**Oenothera Biennis (Evening Primrose), Helianthus Annuus (Sunflower) Seed Extract and Persea Gratissima (Avocado) Sterols:** rich in essential fatty acids, ceramides and phytosterols that fortify skin's barrier lipid layer, protecting against assaults that trigger redness and irritation.

**benefits / top retailing points**

Helps interrupt inflammatory triggers to prevent flare-ups.

Best used every day on sensitized skin while ideal for flare-ups on all skin conditions.

Provides enough hydration for oily to normal skin conditions.

Can be used following non-invasive cosmetic procedures to help calm and soothe skin.

**skin condition**

Sensitized, reactive and recently resurfaced skin.

**description**

A unique anhydrous moisturizer that melts gently into sensitized skin to soothe and reinforce the protective barrier.

**top products to prescribe**

- UltraCalming™ Cleanser
- UltraCalming™ Mist
- UltraCalming™ Serum Concentrate



retail



1 US FL OZ / 30 mL

professional



4 US FL OZ / 118 mL

# barrier repair

**application**

Apply a small amount evenly over face and throat with light, upward strokes. Best used following **UltraCalming™ Mist** and **UltraCalming™ Serum Concentrate**. Use twice daily, morning and night.

**professional application**

- 1 After application of **UltraCalming™ Mist** and **UltraCalming™ Serum Concentrate**, apply a small amount of **Barrier Repair** over face and throat with light, upward strokes.
- o **optional:** **Super Sensitive Shield SPF30** can be applied after **Barrier Repair** for UV daylight protection.

**key ingredients**

**UltraCalming™ Complex:** helps reduce sensitivity, redness, irritation and inflammation.

**Ascorbyl Palmitate, Tetrahexyldecyl Ascorbate and Tocopheryl Acetate:** vitamins C and E help combat free radicals and stimulate collagen formation.

**Avena Sativa (Oat) Kernel Oil:** an enriched Oat extract with natural antioxidants and fatty acids that reduces irritation and reinforces the barrier lipid layer.

**Oenothera Biennis (Evening Primrose) Oil:** skin nutrient high in gamma linoleic acid (GLA) to reinforce the barrier lipid layer.

**Borago Officinalis (Borage Seed) Oil:** high in gamma linoleic acid, this is a fatty acid that is also required for intact epidermal lipid bilayers.

**Silicones:** fortify skin's natural defense against the environment and dehydration.

**benefits / top retailing points**

Creates a shield against environmental assault to help prevent further damaging assaults.

Silicones reinforce lipid barrier layer.

Provides a smooth, even base, ideal for preparing skin for make-up application.



## ultra sensitive tint spf30

### skin condition

Sensitized, reactive and recently resurfaced skin.

### description

Broad Spectrum sunscreen with tinted earth minerals helps calm sensitized, reactive and recently resurfaced skin.

### top products to prescribe

- UltraCalming™ Cleanser
- UltraCalming™ Mist
- UltraCalming™ Serum Concentrate



retail



1.7 US FL OZ / 50 mL

### application

After cleansing, toning and moisturizing, apply evenly and liberally to face, preferably 30 minutes prior to sun exposure. May be applied after or instead of prescribed Dermalogica Moisturizer. For continuous protection, apply regularly and reapply as needed after swimming and exercise.

### warnings

For external use only, not to be swallowed. Avoid contact with eyes. If contact occurs, flush thoroughly with water. If irritation develops, discontinue use. Do not use on infants under 6 months old.

### active ingredients

- Titanium Dioxide

### key ingredients

**UV Smart Booster Technology:** an encapsulated complex of antioxidant vitamins C and E; scavenges UV-induced free radicals while enhancing photoprotection.

**UltraCalming™ Complex:** helps reduce sensitivity, redness, irritation and inflammation.

**Sodium PCA:** a moisture-binding protein that acts as a humectant to allow for more effective moisture absorption.

**Magnesium Ascorbyl Phosphate (Vitamin C) and Tocopherol (Vitamin E):** antioxidants that improve skin smoothness and softness, and help control damage caused by free radicals.

**Vitis Vinifera (Grape) Seed and Camellia Oleifera (Green Tea):** soothing botanical extracts that provide anti-enzyme and antioxidant protection.

**Iron Oxides:** provide a natural tint to formula.

**Zingiber Officinale (Ginger) Root Extract:** works synergistically with Bisabolol to reduce erythema (redness) associated with skin irritation.

### Saccharomyces Lydate Extract:

yeast ferment with anti-inflammatory properties; assists with cellular respiration.

### benefits / top retailing points

Lightly-tinted sunscreen with natural humectants in a rich base helps protect against moisture loss and blends easily on face.

Ultra-fine porcelain particles of chemical-free, non-irritating Titanium Dioxide reflect the sun's damaging rays.

Antioxidant vitamins and soothing botanicals help guard skin against premature aging and irritation.

### skin condition

Sensitized, reactive and recently resurfaced skin.

### description

Physical, Broad Spectrum sunscreen ideal for sensitized, reactive and recently resurfaced skin.

### top products to prescribe

- UltraCalming™ Cleanser
- UltraCalming™ Mist
- UltraSmoothing Eye Serum



retail



1.7 US FL OZ / 50 mL

## super sensitive shield spf30

### application

After cleansing and toning, apply evenly and liberally to face, preferably 30 minutes prior to sun exposure. May be applied after or instead of prescribed Dermalogica Moisturizer. For continuous protection, apply regularly. Reapply as needed after swimming or exercise.

### warnings

For external use only, not to be swallowed. Avoid contact with eyes. If contact occurs, flush thoroughly with water. If irritation develops, discontinue use. Do not use on infants under 6 months old.

### active ingredients

- Titanium Dioxide
- Zinc Oxide

### key ingredients

**UV Smart Booster Technology:** an encapsulated complex of antioxidant vitamins C and E; scavenges UV-induced free radicals while enhancing photoprotection.

**UltraCalming™ Complex:** helps reduce sensitivity, redness, irritation and inflammation.

**Citrullus (Watermelon), Lens Esculenta (Lentil) Extract and Pyrus Malus (Apple) Fruit Extract:** a phytochemical blend that delivers immediate hydration, soothes and strengthens connective tissues.

**Dipotassium Glycyrrhizate (Licorice) and Camellia Sinensis (Green Tea) extracts:** contain soothing isoflavonoid polyphenols to calm irritation.

**Hyaluronic Acid:** helps maintain optimal hydration and improves elasticity.

**Dimethicone:** a skin conditioning silicone that protects and reinforces barrier lipids, which are often compromised in sensitized skin conditions.

### benefits / top retailing points

Micronized, mineral sunscreens help shield against photodamage and provide maximum protection against UVA and UVB rays.

Formulated specifically for sensitized skin using only natural mineral UV protectors (no chemical sunscreens).

Antioxidants and botanical extracts help guard against premature aging and irritation.

Sheer formula provides optimal hydration and helps protect and reinforce barrier lipids.



## body therapy

Skin health is important for your entire body – which is why Dermalogica has Body Therapy products, designed with the same philosophy that looking good is a product of skin health from head to toe. Correct care of the skin on your body is vital to proper health maintenance, as well as the avoidance of the signs of premature aging. The Dermalogica Body Therapy system helps clients create aromatherapeutic and healthy spa experiences in-between visits to your skin treatment center, salon or spa.



### skin condition

All skin conditions.

### description

A rich, skin conditioning botanical cleanser for the entire body.

### top products to prescribe

- Body Hydrating Cream
- The Ultimate Buffing Cloth
- Protection 50 Sport SPF50



retail



2.5 US FL OZ / 75 mL  
16 US FL OZ / 473 mL

professional



32 US US FL OZ / 946 mL

## conditioning body wash

### application

Squeeze a small amount onto **The Ultimate Buffing Cloth** or hands. Work into a lather over the entire body and rinse.

May also be added directly into running water for a foaming bath soak.

### professional application

- 1 Pump a half-teaspoon onto **The Ultimate Buffing Cloth** and create a lather.
- 2 Squeeze out excess moisture and apply **The Ultimate Buffing Cloth** as a mitt to the body for removal of scrubs during a spa treatment.
- 3 Follow with the application of a warm steam towel customized with prescribed Botanical Mixer.

### key ingredients

**Quillaja Saponaria:** a naturally foaming extract that gently removes impurities and excess oils.

**Melaleuca Alternifolia (Tea Tree) Leaf, Citrus Medica Limonum (Lemon) Peel, Eucalyptus Globulus (Eucalyptus) and Rosmarinus Officinalis (Rosemary):** purifying essential oils that invigorate skin.

**Panthenol (Pro-Vitamin B<sub>5</sub>), Santalum Album (Sandalwood) and Lavandula Angustifolia (Lavender):** help condition skin, leaving it smooth and soft.

### benefits / top retailing points

Provides soap-free, superior cleansing that's acid-balanced to prevent over-stripping or over-drying.

Leaves skin refreshingly clean and soft.

Enriched with moisturizing essential oils to leave skin smooth and supple.

Fragrant botanical extracts provide a natural conditioning lather.



**skin condition**

All skin conditions.

**description**

An advanced body cream with hydroxy acids and essential plant oils to smooth and condition skin.

**top products to prescribe**

- Conditioning Body Wash
- Body Hydrating Cream
- The Ultimate Buffing Cloth



retail



2.5 US FL OZ / 75 mL  
16 US FL OZ / 473 mL

professional



32 US US FL OZ / 946 mL

## body hydrating cream

**application**

Apply to the body with large sweeping movements.

**professional application**

- 1 Following a spa-style treatment, apply **Body Hydrating Cream** evenly onto body, concentrating on areas of extra dryness or roughness such as ankles, knees and elbows.

**optional:**

Apply **Body Hydrating Cream** prior to dipping in Paraffin wax for hand and foot treatments.

**key ingredients**

**Lactic Acid, Saccharum Officinarum (Sugar Cane) and Pyrus Malus (Apple):** natural hydroxy acid extracts that smooth skin.

**Camellia Oleifera (Green Tea):** helps soothe irritation.

**Lavandula Angustifolia (Lavender), Pogostemon Cablin (Patchouli) and Citrus Aurantium Dulcis (Orange):** essential oils that soothe and soften skin.

**Cymbopogon Schoenanthus (Lemongrass):** naturally fragrant; energizes and revives while toning.

**Rosmarinus Officinalis (Rosemary):** provides natural toning; revitalizes skin.

**benefits / top retailing points**

Provides gentle exfoliation and hydration to leave skin toned and smooth.

Botanical extracts and essential oils moisturize and condition.

Non-greasy emulsion absorbs easily and provides immediate hydration results.

**skin condition**

All skin conditions.

**description**

Water-resistant (40 minutes), Broad Spectrum sun protection for face and body.

**top products to prescribe**

- Conditioning Body Wash
- Body Hydrating Cream
- The Ultimate Buffing Cloth



retail



5.3 US FL OZ / 156 mL

## protection 50 sport spf50

**application**

Apply directly to face and body for full SPF50 coverage, preferably 30 minutes prior to sun exposure.

**active ingredients:**

Avobenzone  
Octinoxate

**key ingredients**

**Oleosome Microspheres:** a Safflower-derived, sunscreen-filled capsule that enhances SPF performance and counteracts moisture loss.

**Dipotassium Glycyrrhizate (Licorice) Extract:** an antioxidant that also provides calming and soothing benefits.

**Sodium Hyaluronate:** hydrates and prevents moisture loss without greasiness.

**Avobenzone and Octinoxate:** chemical sunscreens that provide Broad Spectrum UVA and UVB defense.

**benefits / top retailing points**

Water-resistant (40 minutes) geared for the sport enthusiast.

Sophisticated UV protection defends against prolonged skin damage from UV light and environmental assault.

Oleosome Technology helps enhance SPF performance and counteracts moisture loss caused by extended daylight exposure.

Lightweight formula helps neutralize damage and binds moisture to skin without a greasy after-feel.

**skin condition**

All skin conditions.

**description**

A nourishing, sulfate free, daily shampoo that delivers healthy, shiny hair with every use.

**top products to prescribe**

- Daily Conditioning Rinse
- Conditioning Body Wash
- Body Hydrating Cream



retail



8.4 US FL OZ / 250 mL

## daily cleansing shampoo

**application**

Massage over wet hair and scalp. Rinse thoroughly with warm water.

**key ingredients**

**Argania Spinosa Kernel (Argan) Oil:** helps protect hair from heat and sun damage, while increasing softness, shine and manageability.

**Persea Gratissima (Avocado) Oil:** helps hair and scalp retain moisture to minimize breakage.

**Cocos Nucifera (Coconut) Oil:** strengthens cuticle and moisturizes shaft.

**Citrus Paradisi (Grapefruit) Peel Oil, Lavandula Hybrida (Lavender) Oil, and Pelargonium Graveolens (Geranium) Oil:** essential oil blend that invigorates the senses.

**benefits / top retailing points**

Non-stripping, daily-use formula gently cleanses with a robust, foaming lather.

Moisturizing oils infuse softness, shine and manageability. Helps strengthen hair and purify the scalp.

Antioxidant-rich ingredients shield hair from heat and sun damage.

Free of drying detergents and harsh chemicals.

**skin condition**

All skin conditions.

**description**

A daily-use, moisture-rich conditioner that restores softness and shine for vibrantly-healthy hair.

**top products to prescribe**

- Daily Cleansing Shampoo
- Conditioning Body Wash
- Body Hydrating Cream



retail



8.4 US FL OZ / 250 mL

## daily conditioning rinse

**application**

After shampooing, apply to hair from root to tip, focusing on the ends. Rinse thoroughly with warm water.

**key ingredients**

**Panthenol (Pro-Vitamin B<sub>5</sub>):** nourishes and repairs hair, giving it brilliant shine and manageability.

**Citrus Paradisi (Grapefruit) Peel Oil, Lavandula Hybrida (Lavender) Oil, and Pelargonium Graveolens (Geranium) Oil:** essential oil blend that invigorates the senses.

**benefits / top retailing points**

Daily-use formula intensifies shine and improves manageability without adding extra weight.

Smooths and conditions damaged cuticles for a shinier luster.

Shields hair from heat and sun damage.

Free of drying detergents and harsh chemicals.





# shave

While the Dermalogica line has always been for both men and women, we recognize that men's skin is different, primarily because it undergoes a form of severe mechanical exfoliation: shaving. Shaving is a bit of a hazard. It can cause irritation, sensitivity, redness, razor burn, ingrown hairs and bumps often due to ingredients that either over-dry and strip

skin of moisture or clog follicles with heavy formulas. Because skin health impacts the success of every shave, Dermalogica Shave has been designed as the first double-action system that focuses on delivering a maximum comfort, super-close shave and an enhanced skin condition through ingredients that benefit skin health.

Skin looks better, feels better, and each subsequent shave is enhanced. Our convenient three part system of Pre-Shave, Shave and Post-Shave is also the first to address skin condition as well as beard growth.



# daily clean scrub

## skin condition

All skin conditions.

## description

A dual-action exfoliating cleanser that removes dulling surface debris, helping to lift the beard for a closer, cleaner shave.

## top products to prescribe

- Soothing Shave Cream
- Post-Shave Balm
- Daily Defense SPF15



retail



4 US FL OZ / 120 mL

## application

Use prior to shaving to clean and exfoliate skin. Apply to damp face and neck, avoid eye area, in circular motions. Concentrate on areas of oiliness and beard growth. Rinse with warm water.

Can be used 2 to 3 times a week all over face.

## contraindications for use

Not recommended for users of any topical or orally-prescribed acne, Vitamin A derived, skin exfoliation medications. Do not use on skin that is sunburned, irritated, sensitive or has recently been professionally exfoliated, resurfaced or waxed.

## key ingredients

**Salicylic Acid, Salix Nigra (Willow) Bark Extract and Silica:** physical and chemical exfoliants that help remove dead, dulling skin cells.

**Betula Alba (Birch) Bark:** an antioxidant. Fights off skin-aging free radicals. Helps refine and purify pores to prevent breakouts.

**Melaleuca Alternifolia (Tea Tree) Leaf:** a natural antiseptic that helps inhibit bacteria while stimulating skin's natural anti-bacterial agents. Also aids in skin healing and soothing.

## benefits / top retailing points

A beard-lifting lather containing micro-fine Silica beads helps resurface while removing oil and dulling skin cells.

Removal of debris pre-shave helps lift beard for a closer, cleaner shave that helps minimize ingrown hairs.

Cleans deep to help keep pores clear.

Soothing extracts help reinforce skin's natural barrier lipid layer that is so often compromised during shaving.

**skin condition**

All skin conditions.

**description**

An ultra-lubricating cream that delivers a super-close shave that won't leave skin feeling sore. Helps skin recover from damage while preventing aggravation brought on by shaving.

**top products to prescribe**

- Daily Clean Scrub
- Post-Shave Balm
- Daily Defense SPF15



retail



6 US FL OZ / 180 mL

## soothing shave cream

**application**

Apply to clean, damp skin. Shave, rinsing blade often. Rinse shaved area.

**key ingredients**

**Aloe Barbadosis Leaf Juice, Allantoin, Symphytum Officinale (Comfrey) Leaf and Panthenol (Pro-Vitamin B<sub>5</sub>):** soothing ingredients that aid in skin's post-shave recovery process.

**Tocopheryl Acetate (Vitamin E) and Sambucus Nigra (Elderberry) Flower:** skin smoothing antioxidants help defend against skin-aging free radicals.

**Simmondsia Chinensis (Jojoba) Seed Oil and Butyrospermum Parkii (Shea Butter):** provide superior softening and conditioning.

**Saccharomyces Cerevisiae (Yeast):** an extract and rich source of vitamins, enzymes and proteins that stimulate wound healing, collagen formation and an increase of oxygen utilization in cells.

**Hyaluronic Acid:** provides increased hydration and improved elasticity.

**Menthol:** soothes and helps calm aggravation while imparting a "cool" feeling on skin.

**benefits / top retailing points**

An ultra-calming, anti-inflammatory shave cream that reinforces skin's natural protective barrier and defends against razor burn.

Quickly calms and soothes skin before shaving.

Helps fight off skin-aging free radicals while smoothing skin.

Anti-bacterial phytochemicals help eliminate acne-causing bacteria.

Leaves skin smooth and soft.

**skin condition**

All skin conditions.

**description**

Reduce discomfort and redness brought on by shaving with this super cooling treatment balm. Intensely moisturizes and soothes to shorten post-shave recovery time. A must-have for all skin conditions.

**top products to prescribe**

- Daily Clean Scrub
- Soothing Shave Cream
- Daily Defense SPF15



retail



1.7 US FL OZ / 50 mL

## post-shave balm

**application**

Apply to recently shaved areas of the face, neck or body. Allow to absorb before applying **Daily Defense SPF15**, or prescribed Dermalogica Moisturizer.

**key ingredients**

**Salicylic Acid:** stimulates natural exfoliation, helping to clear impacted follicles and minimize acne formation.

**Niacinamide, Caffeine, Biotin, Yeast Extract and Zinc Gluconate:** a sebum-regulating complex that helps control oily shine.

**Ammonium Glycyrrhizate (Licorice), Serenoa Serrulata (Saw Palmetto) and Aesculus Hippocastanum (Horse Chestnut):** calming extracts that help reduce skin aggravation and post-shave discomfort.

**benefits / top retailing points**

Serves as a critical step in the shaving recovery process by shortening recovery time.

Won't leave skin feeling heavy or shiny.

A unique ingredient complex helps prevent ingrown hairs and bumps.





## professional-use-only products

At Dermalogica, our focus has always been on the Professional Skin Therapist. That's why you'll find our professional-use-only system is the most robust in the industry – and the most effective for getting treatment room results. Dermalogica's professional-use-only products are never available to the public, meaning you have exclusive access to the most powerful formulas that deliver immediate results that keep your professional skin treatments thriving. To use Dermalogica's professional-use-only products to their maximum potential, experience them hands-on in Dermalogica classes. It's the only place where your hands and our advanced education combine to create professional treatments and professional results you can't get with any other product line.

### the core treatment range

In addition to Dermalogica professional-use-only products, we also provide economical sizes of many of our retail formulas for the treatment room. These include the treatment essentials, including cleansing, toning, exfoliating and moisturizing, and are designed to work with the entire professional-use-only range.

### The following retail products are available in professional sizes:

#### cleansers

PreCleanse  
Dermal Clay Cleanser  
Special Cleansing Gel  
Essential Cleansing Solution  
Skin Resurfacing Cleanser  
Clearing Skin Wash  
UltraCalming™ Cleanser

#### exfoliants

Skin Prep Scrub  
Daily Microfoliant®  
Daily Resurfacer  
MultiVitamin Thermafoliant®  
Daily Superfoliant™

#### masques

MultiVitamin Power Recovery® Masque  
Sebum Clearing Masque

#### toner

Multi-Active Toner  
Antioxidant HydraMist  
UltraCalming™ Mist

#### moisturizers

Active Moist  
Skin Smoothing Cream  
Intensive Moisture Balance  
Super Rich Repair  
Oil Control Lotion  
Barrier Repair  
UltraCalming™ Serum Concentrate

#### moisturizers with spf

Dynamic Skin Recovery SPF50  
SkinPerfect Primer SPF30  
Solar Defense Booster SPF50

#### eye treatments

Soothing Eye Make-Up Remover  
MultiVitamin Power Firm

#### body therapy

Conditioning Body Wash  
Body Hydrating Cream

#### professional-use-only range

The professional-use-only range contains the most innovative and most powerful Dermalogica products. Due to the high concentration of actives, we advise that you carefully read all information before treatment room usage and follow all professional application directions.

## professional cleansers

Dermalogica professional cleansers are available in larger, economical sizes to help maximize profits with every service. Soap-free and pH-balanced, they work to protect the skin's natural moisture barrier while effectively lifting skin-dulling debris. The unique Dermalogica Double Cleanse routine, developed by The International Dermal Institute for the Dermalogica skin care professional, is the

critical first step in every Dermalogica professional treatment. To learn this technique-based regimen, enroll in The Dermalogica Skin Treatment class, available free of charge for Dermalogica skin care professionals. Then, equip your trolley with PreCleanse, and each skin condition-specific Dermalogica Cleanser, to ensure your client's healthiest, cleanest skin ever.

These retail products are also available in a professional size. Please see the page noted for more information on these products.



PreCleanse  
page 14



Dermal Clay Cleanser  
page 15



Special Cleansing Gel  
page 16



Essential Cleansing Solution  
page 17



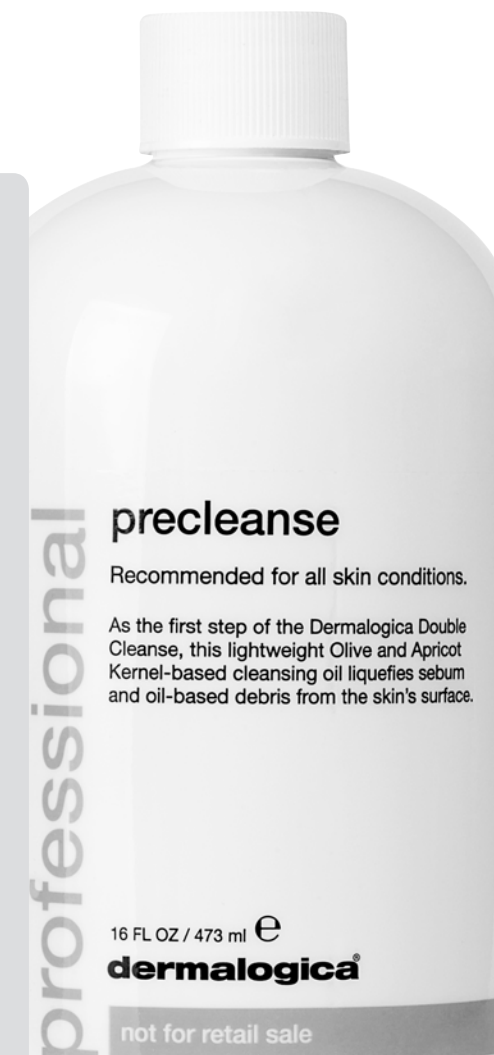
Skin Resurfacing Cleanser  
page 51



Clearing Skin Wash  
page 72



UltraCalming™ Cleanser  
page 92



# professional exfoliants

The human skin produces about one million skin cells every 40 minutes, which equates to over 36 million skin cells per day. As our skin cells renew from the deepest layer of the epidermis, the more surface cells harden and lose moisture. Eventually these cells detach from skin (via desquamation) and are replaced by younger cells moving up from the deeper layers. The rate at which new cells form in the Stratum Germinativum (also known as Stratum Basale) is known as cell renewal rate; the time it takes for the cells to form in these deeper layers until the time of desquamation

is known as the cell turnover time. Desquamation also eliminates damaged and contaminated cells that carry pollutants and micro-organisms from the environment. These superficial skin cells don't always effectively fall from skin and may cause clogging and congestion while leaving the skin's surface dry and dull-looking. As we age, desquamation and cell turnover slow down, making professional exfoliation critical to removing the accumulation of cells that give a dry, dull appearance to the skin. Through professional exfoliation, these dulling skin cells are effectively removed,

and newer cells are revealed for a fresher, healthier appearance. Similarly, removing the excess barricade of cells from the skin's surface helps ingredients penetrate through the skin. As such, exfoliation is a critical step in any skin health regimen. Dermalogica's exfoliants combine many unique technologies, ensuring maximum effectiveness and the utmost safety. Depending on the formula, your Dermalogica Exfoliant can include Lactic Acid, Salicylic Acid, Retinol, Sulfur or enzyme peeling to give a total exfoliation system. Dermalogica professional Exfoliants are pH-balanced, do not strip

skin of essential moisture and leave skin feeling and looking extremely smooth and clear.

When The International Dermal Institute developed The Dermalogica Exfoliation Level System, it was created to establish the strength of Dermalogica Exfoliants and help with the proper selection of products.

The Dermalogica Exfoliation Level System also enables you to customize our current chemical exfoliants while maintaining an understanding of the relative strength and intensity when two products are mixed. In order to understand how The Dermalogica Exfoliation Level System works, it is necessary to explain how it was established.

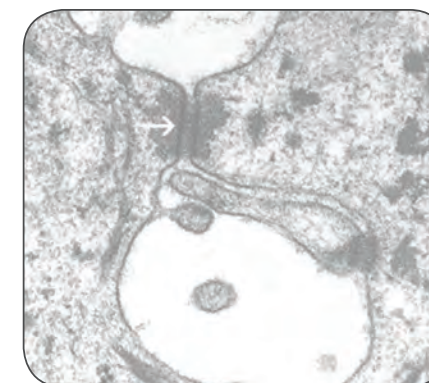


Figure 1

**figure 1**

An electron micrograph of a desmosome (at tip of white arrow): the point where two cells connect to one another. The desmosome consists of Calcium-dependent proteins to help maintain the attachment. Loosening the desmosome attachment allows cells to separate and be exfoliated from skin.

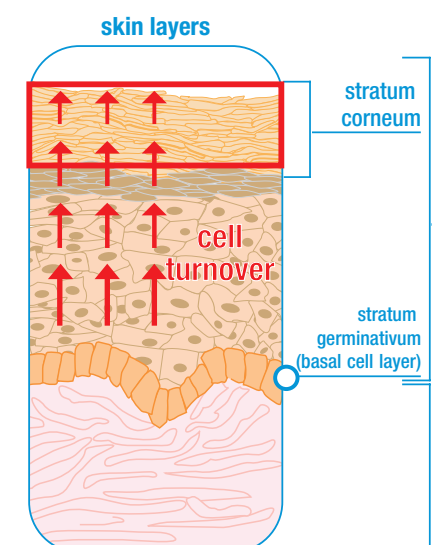


Figure 2

**figure 2**

## how lactic acid works on skin

- Lactic Acid normalizes cell turnover and cell cohesion
- Increases glycosaminoglycans and collagen synthesis
- Increases ceramides (barrier function) and reduces Trans-Epidermal Water Loss
- Inhibits melanin formation

These retail products are also available in a professional size. Please see the page noted for more information on these products.



**Skin Prep Scrub**  
page 22



**MultiVitamin Thermafoliant®**  
page 54



**Daily Microfoliant®**  
page 24



**Daily Superfoliant™**  
page 53



**Daily Resurfacer**  
page 25



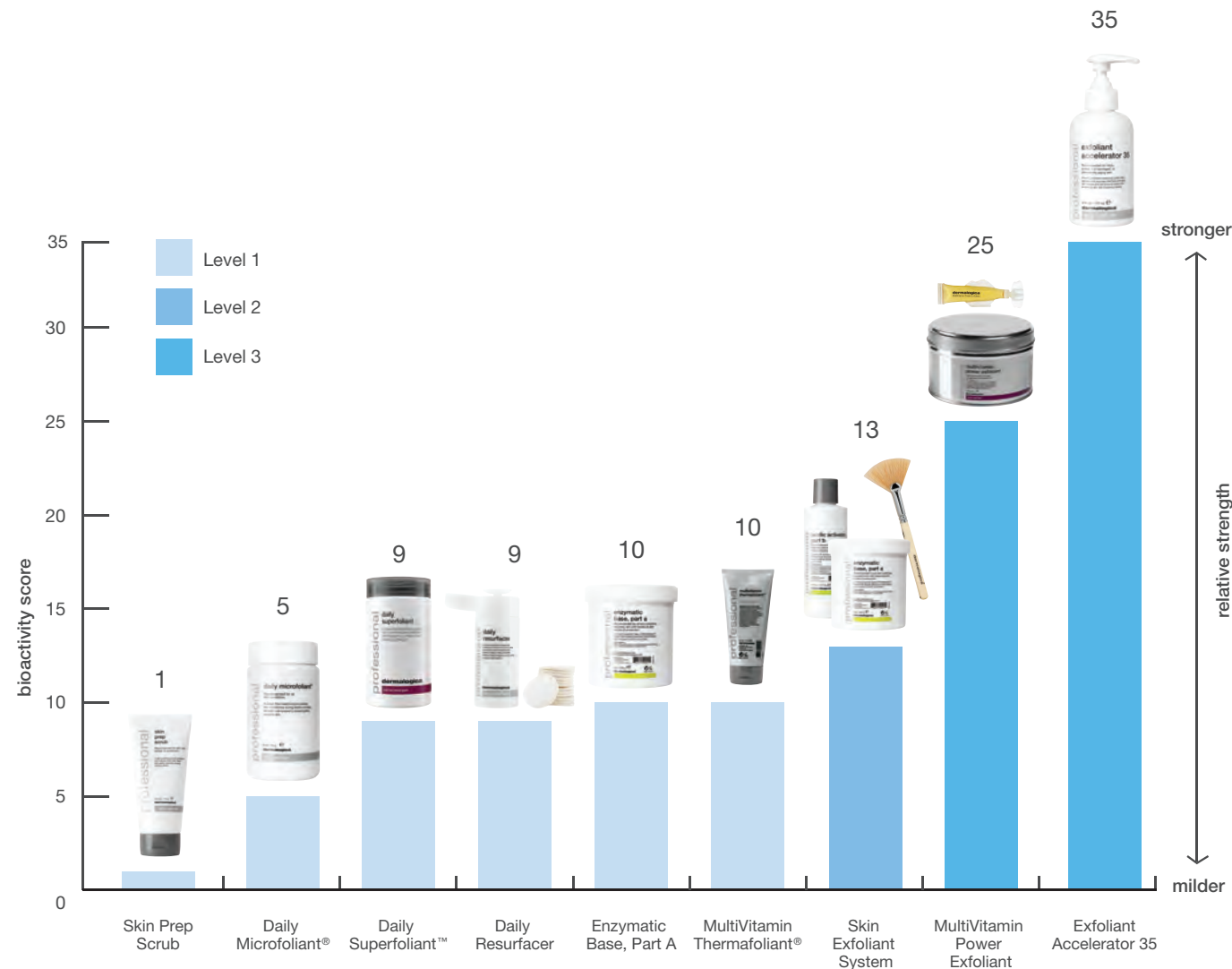
# the dermalogica exfoliation level system

Each of the exfoliation products was given a BioActivity Score based on four specific criteria of the formula:

- 1) the concentration of Lactic Acid,
- 2) the concentration of Salicylic Acid,
- 3) the pH of the formula and
- 4) the presence of other exfoliating agents such as Papain, Bromelain, Retinol, Rice Bran, Rice Extract, Corn Cob Meal and agents in Exfoliant Accelerator 35, including

Galactoarabian, Aminopeptidase, and Hexanoyl Dipeptide-3 Norleucine Acetate. A point system was devised for each of these four categories that reflects the concentration or activity of the ingredients. For example, the Salicylic Acid concentration was analyzed and points were assigned accordingly. If the product formula contains less than 1% Salicylic Acid, then the product received 1 point

for this category. If it contains 1.1 – 3% Salicylic Acid, it received 2 points. From 3.1 – 5%, 3 points were assigned, and from 5.1 and up, 4 points were assigned. A similar analysis was conducted for the Lactic Acid concentration, the pH and the concentration of other exfoliating agents (as listed above). The scores were then added together to give the final BioActivity Score for each product. The scores for Dermalogica professional exfoliation products are as follows:



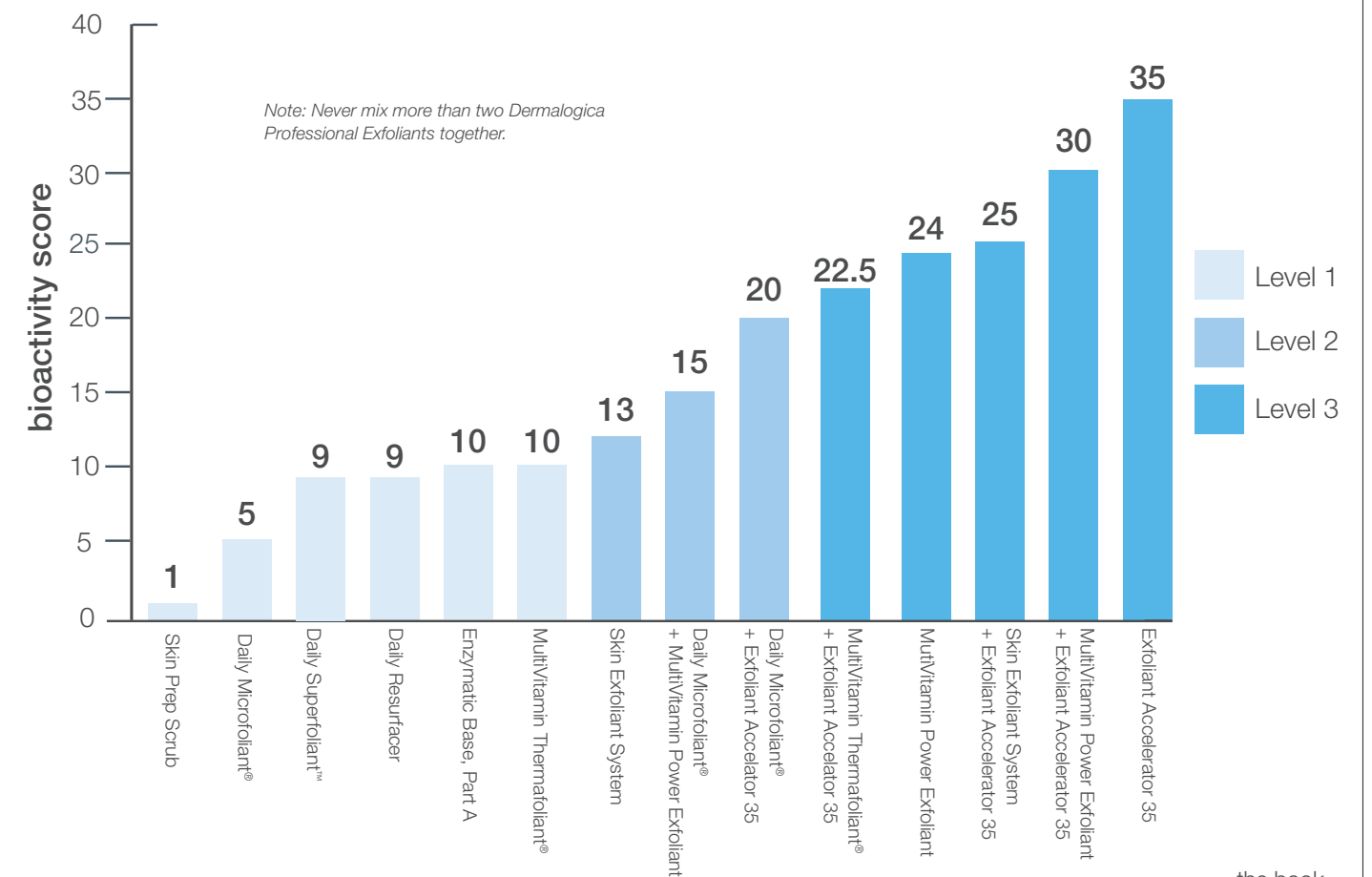
# calculating bioactivity scores

The calculation of the BioActivity Scores for customized combinations is done by taking an average of the Dermalogica products selected. To calculate the BioActivity Score of **Daily Microfoliant®** when mixed with **MultiVitamin Power Exfoliant**, add the BioActivity Scores of the individual products and divide by the number of products mixed, which is 2. For example:

**Daily Microfoliant®** (5) + **MultiVitamin Power Exfoliant** (25) = 30  
30 divided by 2 (the number of products) = 15  
Therefore, the customized combination of **Daily Microfoliant®** and **MultiVitamin Power Exfoliant** has a BioActivity Score of 15.

When mixing **Daily Microfoliant®** with **Exfoliant Accelerator 35** the calculation is:  
**Daily Microfoliant®** (5) + **Exfoliant Accelerator 35** (35) = 40  
40 divided by 2 (the number of products) = 20

Plotting the relative strengths or (BioActivity Scores) across all professional Dermalogica Exfoliant combinations looks like this:







**skin condition**

For prematurely-aging skin.

**description**

This low pH (3.2) concentrate in a Chamomile Extract base contains skin smoothing ingredients including Lactic Acid, peptides and enzymes from bacteria and Papaya, plus fermentation enzymes to boost exfoliation. **Exfoliant Accelerator 35** is a highly active concentrate that may be used undiluted on skin or added to Dermalogica chemical exfoliants to intensify and accelerate exfoliation activity.

**bioactivity score 35**

professional only



6 US FL. OZ. / 177 mL

# exfoliant accelerator 35

**contraindications for use**

If applying **Exfoliant Accelerator 35** undiluted on skin, use extreme caution. Do not leave client unattended.

This product is for professional use only and not intended for consumer retail or home use. Use only if trained by Dermalogica.

Do not use if skin is sensitive, sunburned, irritated or within 24 hours of waxing. Rinse off immediately if product causes discomfort. If you suspect your client could be sensitive or sensitized and may respond adversely to Exfoliant Accelerator 35 prior to treatment, patch test on a small area behind the ear or inner arm (inside elbow) to evaluate skin response and potential for irritant contact dermatitis.

Clients using Retin-A, Renova, Adapalene or any medically-prescribed exfoliating product must discontinue use at least two weeks before undergoing this treatment.

Clients who are taking Isotretinoin (sometimes marketed as Accutane), or have taken Isotretinoin within the past 6 months, should not receive any exfoliation treatments.

This product contains an alpha hydroxy acid (AHA) that may increase the skin's sensitivity to the sun and particularly the possibility of sunburn. Advise client to use sunscreen and limit sun exposure for one week after treatment.

Slight tingling, mild itching or some temporary skin redness are normal reactions to a highly-active exfoliant. Use of this product by untrained, unlicensed persons may result in extreme skin irritation, skin lifting or injury.

**professional application**

- 1** Apply a thin layer of **Colloidal Masque Base** around the eyes, nasal folds and lip area to avoid contact with potentially fragile areas.
- 2** Dispense 2 to 3 pumps of **Exfoliant Accelerator 35** into hands and apply to the face, throat and décolleté using spreading movements to evenly distribute over skin.
- 3** Use continuous, light effleurage movements to massage **Exfoliant Accelerator 35** over the skin to dissipate any irritation or tingling.
- 4** For sensitive skin: leave on for 3 to 5 minutes. Do not use steam.
- 5** For coarser skin: leave on for 7 to 10 minutes. Can be used under steam.
- 6** Assess the skin throughout the treatment, monitoring for excessive redness. Remove immediately if client experiences discomfort, or irritation is severe.
- 7** Remove thoroughly with the Dermalogica Double Cleanse that begins with **PreCleanse** and follows with **Special Cleansing Gel**.  
Follow with prescribed Dermalogica Masque.

Mix **Exfoliant Accelerator 35** with other Dermalogica professional exfoliants:

Product	Measurement	Exfoliant Accelerator 35
Skin Prep Scrub	We do not recommend using this product with Exfoliant Accelerator 35	
Daily Microfoliant®	½ teaspoon	1 pump (¼ teaspoon)
Daily Superfoliant™	We do not recommend using this product with Exfoliant Accelerator 35	
Daily Resurfacer	We do not recommend using this product with Exfoliant Accelerator 35	
Enzymatic Base, Part A	We do not recommend using this product with Exfoliant Accelerator 35	
MultiVitamin Thermafoliant®	Approximately ½ tablespoon	1 pump (¼ teaspoon)
Skin Exfoliant System	1 scoop Enzymatic Base, Part A and 1 teaspoon Acidic Activator, Part B	1 pump (¼ teaspoon)
MultiVitamin Power Exfoliant	1 tube MultiVitamin Power Exfoliant	1 pump (¼ teaspoon)

Use all products as directed. If using **MultiVitamin Power Exfoliant** or **Exfoliant Accelerator 35** alone, perform the Dermalogica Double Cleanse that begins with **PreCleanse**, followed by **Special Cleansing Gel**.

Additional professional-use-only Exfoliants can be found within the AGE Smart® and MediBac Clearing® sections.

**key ingredients**

**Lactic Acid:** an alpha hydroxy acid that smooths and retexturizes.

**Galactoarabian:** a complex sugar molecule that stimulates skin's natural exfoliation process while enhancing AHA-induced exfoliation.

**Hexanoyl Dipeptide-3 Norleucine**

**Acetate:** an encapsulated peptide that competes with the two natural proteins that contribute to the desmosome connection between cells, therefore weakening the snap-like connection and facilitating cell sloughing.

**Protease Enzyme / Aminopeptidase /**

**Bacillus Ferment:** a source of bacterial protease enzymes that helps loosen cell cohesion while stimulating digestion of Keratin protein in the epidermis.

**Papaya Juice Enzymes:** a rich source of Papain, a proteolytic enzyme that digests Keratin protein, helps slough off dead skin cells and improves skin smoothness.

**Salix Alba (Willow) Bark:** an anti-inflammatory that helps clear congestion.

**Olea Europaea (Olive) Leaf:** a water-soluble extract rich in antioxidant polyphenols that help fight free radical damage and control environmental aggressions.

**benefits**

Provides intense exfoliation, leaving skin smooth and optimally prepped for subsequent treatment products.

Accelerates the activity and exfoliation efficacy of select Dermalogica professional Exfoliants.

Allows for customization of professional exfoliation treatments.

Helps stimulate cell renewal and cell turnover rates to help smooth skin while improving texture and tone.

**skin condition**

Skin with excess oil production, skin prone to breakouts.

**description**

A two-part exfoliation system comprised of an enzyme powder base and a liquid hydroxy acid activator. **Skin Exfoliant System** can be used as the peeling process in a professional treatment or offered as a series of peeling treatments. If used as part of a regular skin treatment, do not use in conjunction with any other peel or exfoliant.

**bioactivity score 13**

professional only

**contains:**

- Enzymatic Base, Part A
- Acidic Activator, Part B
- Fan Masque Brush
- Mixing Cup

## skin exfoliant system

**professional application**

- 1 In mixing bowl provided, mix 1 scoop (tablespoon) of **Enzymatic Base, Part A** with 1 teaspoon **Acidic Activator, Part B** until creamy smooth.
- 2 Apply using **Fan Masque Brush**, working carefully around the eye area.
- 3 Leave on the skin for 10 minutes without steam; the exfoliant will dry and set. If the skin is sensitive, place under steam to accelerate the exfoliation process, resulting in a more rapid neutralization response.
- 4 Rinse off thoroughly with sponges and tepid water, or a steam towel customized with **Purifying Botanical Mixer**.

**optional:**

1. For an alkaline enzyme-based exfoliant prior to performing extractions, mix 1 scoop **Enzymatic Base, Part A** with 1 teaspoon **Scaling Fluid**.
2. For an enzyme-based exfoliant, mix 1 scoop **Enzymatic Base, Part A** with 1 teaspoon of water and apply with a **Fan Masque Brush**. Process under steam to activate enzymes for 10 minutes. Rinse off thoroughly with sponges and tepid water, or a steam towel customized with **Purifying Botanical Mixer**.

**contraindications for use**

Clients using Retin-A, Renova, Adapalene or any other exfoliating product must discontinue use at least 2 weeks before undergoing this treatment. Clients who are taking Isotretinoin (sometimes marketed as Accutane), or have taken Isotretinoin within the past six months, should not receive any exfoliation treatments. Do not use on skin that is sunburned, irritated, sensitive or has recently been professionally exfoliated, resurfaced or waxed.

**key ingredients**

**Enzymatic Base, Part A:** contains active enzymes of Bromelain and Papain to help digest the protein of dead skin cells, leaving the skin's surface smooth and refined.

**Acidic Activator, Part B:** has a base of Lactic Acid, Salicylic Acid and Sulfur to gently detach surface cells, stimulating new cell renewal.

**benefits**

Gives visible results after one treatment but is gentle enough for frequent use.

Provides a professional strength exfoliation system that is non-abrasive and active enough for resistant skin conditions.

This combination of powder and liquid ensures that the ingredients are activated only when ready for application.

Self-neutralizing action ensures a safe exfoliation.

**skin condition**

Dry, sun damaged, mature or prematurely-aging skin.

**description**

A maximum strength exfoliant in a lipid base for optimal skin smoothness with minimal irritation. 15% Salicylic Acid concentrate provides faster, more intense exfoliation and delivery of treatment room results. This formula effectively removes dulling surface debris from the Stratum Corneum to reveal a fresher-looking, healthier new layer of skin, and improves penetration of subsequent active ingredients.

**bioactivity score 25**

professional only



30 tubes per tin

## multivitamin power exfoliant

**contraindications for use**

Note: **MultiVitamin Power Exfoliant** must be removed with the Dermalogica Double Cleanse that begins with **PreCleanse** and follows with **Special Cleansing Gel** to ensure proper removal of this oil-based product.

Do not use if skin is sensitive, sunburned, irritated or within 24 hours of waxing. Rinse off immediately if product causes discomfort. If you suspect your client could be sensitive or sensitized and may respond adversely to **MultiVitamin Power Exfoliant** prior to treatment, patch test on a small area behind the ear or inner arm (inside elbow) to evaluate skin response and potential for irritant contact dermatitis.

Clients using Retin-A, Renova, Adapalene or any other exfoliating topical medication must discontinue use at least two weeks before undergoing treatment. Clients who are taking Isotretinoin (sometimes marketed as Accutane) or have taken Isotretinoin within the past 6 months should not receive any exfoliation treatments. Do not perform exfoliation on sunburned or irritated skin, or skin that has been exfoliated or waxed within 24 hours. Evaluate the integrity of skin's barrier layer prior to use.

This product contains Vitamin A. Consult a physician prior to use on pregnant women.

**professional application**

- 1 Twist open applicator tube and dispense fluid onto face with light, circular movements. Replace cap if all of product is not used.
- 2 Use carefully around the eye and lip areas to avoid direct contact with the eyes and mouth. A thin layer of **Colloidal Masque Base** can be applied to eye, lip and nasal fold areas.
- 3 Lightly massage product over skin with fingertips. Pay special attention to areas of visual dryness, fine lines and sun damage.
- 4 For sensitive skin: Leave on for 3 to 5 minutes. Do not use steam. For coarser skin: Leave on for 4 to 7 minutes. Use of steam is optional.
- 5 Assess the skin throughout the treatment. Remove immediately if discomfort or irritation is severe.
- 6 Dampen gauze with cold water to remove **MultiVitamin Power Exfoliant**. To ensure complete removal, perform the Dermalogica Double Cleanse that begins with **PreCleanse** and follows with **Special Cleansing Gel**. Remove with a steam towel.
- 7 Follow with **AGE Smart® Complex**.





# professional extractions

After cleansing, extractions are one of the most important segments of any professional treatment, and possibly the most technically difficult. To aid in the hygienic removal of comedones and congestion, Dermalogica's professional extraction formulas are made from naturally anti-bacterial botanical extracts. They achieve the necessary softening of

the skin and provide antiseptic post-care to minimize inflammation and breakouts.



## professional post extraction solution

Recommended for areas of skin where extractions have been performed.

A clear liquid solution that helps soothe inflamed, aggravated skin while accelerating the clearing of current breakouts and helping to prevent future breakouts.

### skin condition

Congested areas of skin prone to comedones.

### description

A clear, light fluid that provides a professional, thorough extraction by softening keratinized protein and impacted sebum in the follicles.



professional only



8 US FL. OZ. / 237 mL

# scaling fluid

### professional application

- 1** Pour a small amount of **Scaling Fluid** (approximately ¼ teaspoon) into a small dish and mix with a dry **Fan Masque Brush** to a foamy consistency (similar to whisked egg white) to eliminate any dripping upon application. Protect eyes with gauze.
- optional:** One drop of **Purifying Botanical Mixer** can be added after fluid has been whipped to customize treatment.
- 2** Apply foam to areas of congestion with **Fan Masque Brush**.
- 3** Allow solution to activate and dissolve the impactions for 7 to 10 minutes under warm steam.
- optional:** **Scaling Fluid** contains sodium salts and can be used with galvanic current on the negative polarity for 4 minutes. **Scaling Fluid** can be used as a cleaning medium with vacuum suction to facilitate comedone removal. One tablespoon may be used alone, or mix one scoop **Enzymatic Base, Part A** with a small amount (tablespoon) of **Scaling Fluid** for a deep-cleansing enzyme exfoliation prior to extractions.
- 4** Tissue off excess, perform extractions, then rinse with warm water customized with prescribed Dermalogica Botanical Mixer and sponges. Follow with **Post Extraction Solution**.
- optional:** Direct High Frequency can be used on dry skin after extractions to provide antibacterial benefits.

### key ingredients

**Quillaja Saponaria:** a naturally-foaming extract that gently removes impurities and excess oils.

**Sodium Salts:** alkaline by nature, they help soften keratinized protein while dilating the follicles. This ensures a professional desincrustation, without the drying and irritating effects of traditional alkaline sodas.

**Nasturtium Officinale (Watercress), Arctium Lappa (Burdock) Root, Citrus Medica Limonum (Lemon) Fruit, Salvia Officinalis (Sage) Leaf and Hedera Helix (Ivy):** a natural herbal base of extracts that provides a natural antiseptic and soothing performance.

### benefits

Designed to ease extraction work and purify the most asphyxiated skin.

Ideal for use on both comedones and milia.

**skin condition**

Areas of the skin where extractions have been performed.

**description**

A clear, liquid solution, which may have a slight natural yellow tint, that helps soothe inflamed, irritated skin while creating an antiseptic environment.



professional only



8 US FL. OZ. / 237 mL

# post extraction solution

**professional application**

- 1** Complete the manual extraction portion of the skin treatment.
  - 2** Apply 1 to 2 pumps of solution to dry cotton pad and apply to areas where extractions were performed.
- optional:**  
Direct High Frequency can be utilized prior to **Post Extraction Solution** or after **Post Extraction Solution** on thoroughly dry skin.

**key ingredients**

**Melaleuca Alternifolia (Tea Tree) Oil encapsulated in Cyclodextrin:** aids in soothing and purifying skin while reducing comedones.

**Salicylic Acid:** stimulates natural exfoliation, helping to clear impacted follicles and minimize acne formation.

**Centipeda Cunninghamii (Sneezeweed):** a plant extract; helps soothe inflamed, irritated skin.

**benefits**

Medicates and purifies follicles.

Speeds clearing of existing breakouts and prevents future breakouts.

Reduces redness and inflammation.

Good to use on post-waxed skin.

Use prior to professional exfoliation to help remove excess sebum.

# professional massage

One of the most exciting elements of treatment customization is the massage. It not only relaxes your clients, it helps open the door to sharing your knowledge and starting a conversation about the benefits of regular skin treatments. Dermalogica's exclusive massage techniques are built upon the power of touch, which can help lower stress levels; stimulate lymph flow, circulation and tissue regeneration; alleviate pain and ultimately improve the condition of the skin. Most professional skin therapists want to include some form of Touch Therapy or massage technique during a skin

treatment. Whether you use a European or Pressure Point Massage technique or alternative Touch Therapy for your client, Dermalogica Additives can help you customize and enhance the massage portion of your skin treatments. The Additives use synergistic, concentrated blends of naturally-derived oils with light textures, pleasant aromas and therapeutic benefits. Each carefully-blended formula contains:

- A unique trio of carrier oils to help stabilize and prevent the evaporation of essential oils upon contact with the skin, and provide a lubricant base that aids in movement and skin absorption during massage.

- Individual plant-based therapeutic oils for proven skin health benefits. Dermalogica Additives incorporate the latest ingredient technology and our knowledge of skin physiology for powerful therapeutic results and scientifically-proven skin health benefits. They are ideal for all aromatherapy, Pressure Point and Lymph Drainage techniques, and can be used alone or beneath the Dermalogica **Massage Cream**.



clearing additive

An anti-bacterial blend of essential oils in a plant oil base that helps purify and balance breakout-prone skin.



revitalizing additive

A therapeutic blend of essential oils in a plant oil base that helps renew, smooth and protect mature, dry skin.



soothing additive

A calming blend of essential oils in a plant oil base that helps reduce redness and skin sensitivity.



**skin condition**

All skin conditions suited to European Massage.

**description**

This fragrance-free, oil-rich cream melts and liquifies on contact with skin's warmth. Provides easy slip and glide for the full massage portion of a skin treatment without skin drag and is ideal for use with Dermalogica Additives.



professional only



6 US FL OZ / 177 mL

# massage cream

**professional application**

- 1** Apply approximately 1/2 tablespoon (walnut-size) to the upper arms, shoulders, upper chest, throat and face.
  - 2** Spread and proceed with the massage routine.
  - 3** If more slip-and-glide is needed, simply add warm water to your hands and continue with massage.
  - 4** Remove with warm water and sponges or a steam towel before the application of Dermalogica Complexes or Masques.
- optional:**  
Lightly press 4 to 6 drops of prescribed Additive into skin prior to **Massage Cream** application.

**key ingredients**

**Safflower Oil:** a rich source of essential fatty acids; aids in skin lubricity.

**Malva Sylvestris (Mallow), Hedera Helix (Ivy), Cucumis Sativus (Cucumber) Fruit, Sambucus Nigra Flower and Arnica Montana Flower:** extracts that help soothe and moisturize.

**benefits**

Non-comedogenic.

Long-lasting slip-and-glide without mineral oil or heavy residue.

Water-soluble for easy removal.

**skin condition**

Oily, breakout-prone skin.

**description**

An anti-bacterial blend of essential oils in a plant oil base that helps purify and balance breakout-prone skin.



professional only



1 US FL OZ / 30 mL

# clearing additive

**professional application**

Additives must not be rubbed, but rather pressed onto skin.

- 1** Select an Additive and shake 4–6 drops into your hand. Avoid touching the nozzle to ensure adequate hygiene.
  - 2** Lightly press (do not rub) Additive onto your client's skin.
  - 3** Proceed with the Dermalogica Pressure Point Massage, chosen Dermalogica exclusive massage technique or Touch Therapy.
- optional:**  
For a European-style massage, apply prior to use of **Massage Cream**.

**contraindications for use**

Do not use on pregnant women.

**key ingredients**

**Moringa Oleifera (Moringa) Seed Oil:** contains antioxidant and anti-inflammatory properties.

**Cananga Odorata (Ylang Ylang), Aniba Rosaeodora (Rosewood) and Cymbopogon Schoenanthus (Lemongrass):** essential oils that clarify and detoxify the skin.

**Limnanthes Alba (Meadowfoam) Seed Oil:** stabilizes the formula and provides exceptional moisturizing properties to the skin.

**Argania Spinosa (Argan) Oil:** helps replenish the skin's barrier lipid layer while fighting against free radicals.

**Oryza Sativa (Rice) Bran Extract, Rosmarinus Officinalis (Rosemary) Leaf Extract, Helianthus Annuus (Sunflower) Extract and Tocopherol:** blend provides superior oxidative protection for therapeutic oils and essential oils.

**benefits**

Helps control breakouts and excess oil production.

Helps detoxify the skin.

Helps reduce inflammation and aids healing.



**skin condition**

Dry, aging, thin skin.

**description**

A therapeutic blend of essential oils in a plant oil base that helps renew, smooth and protect the skin.



professional only



1 US FL OZ / 30 mL

# revitalizing additive

**professional application**

Additives must not be rubbed, but rather pressed onto skin.

- 1** Select an Additive and shake 4–6 drops into your hand. Avoid touching the nozzle to ensure adequate hygiene.
- 2** Lightly press (do not rub) Additive onto your client's skin.
- 3** Proceed with the Dermalogica Pressure Point Massage, chosen Dermalogica exclusive massage technique or Touch Therapy.

**optional:**

For a European-style massage, apply prior to use of **Massage Cream**.

**contraindications for use**

Do not use on pregnant women.

**key ingredients**

**Camellia Japonica (Rose of Winter) Seed Oil:** Rich in essential fatty acids; aids in collagen synthesis.

**Santalum Album (Sandalwood), Citrus Aurantium (Neroli) and Lavandula Angustifolia (Lavender):** essential oils that aid in skin renewal and hydration.

**Limnanthes Alba (Meadowfoam) Seed Oil:** stabilizes the formula and provides exceptional moisturizing properties to the skin.

**Argania Spinosa (Argan) Oil:** helps replenish the skin's barrier lipid layer while fighting against free radicals.

**Oryza Sativa (Rice) Bran Extract, Rosmarinus Officinalis (Rosemary) Leaf Extract, Helianthus Annuus (Sunflower) Extract and Tocopherol:** blend provides superior oxidative protection for therapeutic oils and essential oils.

**benefits**

Renews lackluster skin.

Promotes circulation and gently stimulates skin tissues.

Alleviates skin dryness.

Helps promote relaxation and strengthen mental concentration.

**skin condition**

Sensitive or sensitized skin.

**description**

A calming blend of essential oils in a plant oil base that helps reduce redness and skin sensitivity.



professional only



1 US FL OZ / 30 mL

# soothing additive

**professional application**

Additives must not be rubbed, but rather pressed onto skin.

- 1** Select an Additive and shake 4–6 drops into your hand. Avoid touching the nozzle to ensure adequate hygiene.
- 2** Lightly press (do not rub) Additive onto your client's skin.
- 3** Proceed with the Dermalogica Pressure Point Massage, chosen Dermalogica exclusive massage technique or Touch Therapy.

**optional:**

For a European-style massage, apply prior to use of **Massage Cream**.

**contraindications for use**

Do not use on pregnant women.

**key ingredients**

**Avena Sativa (Oat) Kernel Oil:** helps soothe skin and reinforce the barrier lipid layer.

**Lavandula Angustifolia (Lavender), Eucalyptus Globulus (Eucalyptus) and Cupressus Sempervirens (Cypress):** essential oils that calm the skin and promote healing.

**Limnanthes Alba (Meadowfoam) Seed Oil:** stabilizes the formula and provides exceptional moisturizing properties to the skin.

**Argania Spinosa (Argan) Oil:** helps replenish the skin's barrier lipid layer while fighting against free radicals.

**Oryza Sativa (Rice) Bran Extract, Rosmarinus Officinalis (Rosemary) Leaf Extract, Helianthus Annuus (Sunflower) Extract and Tocopherol:** blend provides superior oxidative protection for therapeutic oils and essential oils.

**benefits**

Relieves skin sensitivity from hay fever, asthma, pollution, smoking and allergies.

Soothes stressed skin.

Helps quiet the mind and alleviate sinus tension.



# professional customization

Customization is what makes the Dermalogica Skin Treatment so effective, and our powerful customization formulas take every skin treatment to a whole new level. Based upon each client's individual Face Mapping® skin analysis, you can select from Botanical Mixers and Complexes to elevate the benefits of specific products used during your treatment.

Use Botanical Mixers to customize your cleansing water or steam towels for added aromatic and skin care benefits. Botanical Mixers also act as an oil-free massage medium when performing one of Dermalogica's signature massages, including Pressure Point Massage or Lymphatic Drainage Massage. Dermalogica Complexes are highly concentrated, multi-functional products

that can be pressed into skin. Apply prior to moisturizer application, during face massage, or beneath a masque or moisturizer during Iontophoresis to boost product penetration. Learn tips and tricks for getting the most out of Botanical Mixers and Complexes by enrolling in one of our most popular classes: Dermalogica's Wildly Creative Treatments!



## skin condition

Sensitive and sensitized skin.

## description

Hydroessentials that help calm and soothe irritated, environmentally-sensitized and allergy-prone skin.

# calming botanical mixer

## professional application

### option 1

Use 6 to 10 drops directly on skin for an oil-free aromatherapy massage, Dermalogica Pressure Point Massage, Lymphatic Drainage Massage or in the Dr. Lucas Pulverizer™ for an aromatic infusion.

### option 2

Mix 2 to 3 drops into prescribed Dermalogica Cleanser, **Daily Microfoliant® Barrier Repair**, **Colloidal Masque Base**, **Clinical Colloidal Oatmeal** and/or prescribed Dermalogica Moisturizer to intensify the soothing and calming effects. Or, use directly on skin for concentrated effects.

### option 3

Mix into cleansing water to create aromatic water or to customize steam towels.

## key ingredients

**Santalum Album (Sandalwood), Lavandula Angustifolia (Lavender) and Eucalyptus Globulus (Eucalyptus) Leaf:** extracts that calm and soothe sensitized skin conditions.

## benefits

Can be blended into most Dermalogica products to customize treatments, intensify benefits, address specific skin concerns and for aromatherapeutic benefits.

Completely water-soluble, making it easy to blend and remove from skin.

Ideal for skin conditions intolerant of oil-based massage formulations.



professional only



4 US FL OZ / 118 mL

**skin condition**

Skin with excess oil production or breakouts.

**description**

A decongesting and purifying hydroessential blend for congested and breakout-prone skin.



professional only



4 US FL OZ / 118 mL

## purifying botanical mixer

**professional application****option 1**

Use 6 to 10 drops directly on skin for an oil-free aromatherapy massage, Dermalogica Pressure Point Massage, Lymphatic Drainage Massage or in the Dr. Lucas Pulverizer™ for an aromatic infusion.

**option 2**

Mix 2 to 3 drops into prescribed Dermalogica Cleanser, **Skin Exfoliant System, Plankton Masque Base, Sebum Clearing Masque, Colloidal Masque Base** and/or prescribed Dermalogica Moisturizer to intensify the purifying and detoxifying effects. Or, use directly on skin for concentrated effects.

**option 3**

Mix into cleansing water to create aromatic water or to customize steam towels.

**key ingredients**

**Cananga Odorata (Ylang-Ylang) Flower:** helps soothe skin.

**Melissa Officinalis (Balm Mint) Leaf:** a skin-soothing extract that cools and calms.

**Citrus Medica Limonum (Lemon) Peel:** an oil that helps purify skin.

**Cymbopogon Schoenanthus (Lemongrass):** a naturally fragrant oil; energizes and revives while toning.

**benefits**

Helps purify, cleanse and soothe.

Powerfully aromatic.

Completely water-soluble, making it easy to blend and remove from skin.

Ideal for skin conditions intolerant of oil-based massage formulations.

**skin condition**

Dry or prematurely-aging skin.

**description**

Revitalizing and nourishing hydroessentials stimulate and hydrate dry, lackluster skin.



professional only



4 US FL OZ / 118 mL

## replenishing botanical mixer

**professional application**

**1** Use 6 to 10 drops directly on skin for an oil-free aromatherapy massage, Dermalogica Pressure Point Massage, Lymphatic Drainage Massage or in the Dr. Lucas Pulverizer™ for an aromatic infusion.

**2** Mix 2 to 3 drops into prescribed Dermalogica Cleanser, **MultiVitamin Power Recovery® Masque, Daily Microfoliant®, Colloidal Masque Base**, and/or prescribed Dermalogica Moisturizer to intensify the hydrating and nourishing effects. Or, use directly on skin for concentrated effects.

**3** Mix into cleansing water to create aromatic water or to customize steam towels.

**key ingredients**

**Santalum Album (Sandalwood) Wood:** an extract that leaves skin soothed, smoothed, healed and conditioned.

**Ocimum Basilicum (Basil):** revitalizes and calms skin while adding nourishment.

**Citrus Reticulata (Tangerine) Leaf Oil:** adds natural fragrance.

**benefits**

Boosts hydrating power when blended with almost any Dermalogica product.

Completely water-soluble, making it easy to blend and remove from skin.

Ideal for skin conditions intolerant of oil-based massage formulations, as well as prematurely-aging skin conditions and clients with the signs of skin aging.



**skin condition**

Mature or prematurely-aging skin.

**description**

A highly-concentrated professional treatment that smooths skin texture and reinforces skin's natural protective barrier while helping to prevent and correct the signs of aging well beyond the professional treatment.



professional only



1 US FL OZ / 30 mL

# AGE smart® complex

**professional application**

**1** Press 6 to 10 drops of **AGE Smart® Complex** onto the skin followed by an even layer of **MultiVitamin Power Recovery® Masque** over face and neck. Additional **AGE Smart® Complex** can be pressed into the skin prior to moisturizer application.

**optional:** Press 6 to 10 drops onto skin followed by 2 drops of **Revitalizing Additive** to perform Dermalogica's Energizing Massage for the Face.

**optional:** Press 6 to 10 drops onto skin, then dampen gauze with **Antioxidant HydraMist**. Cover face and neck, tenting over nose and mouth area. Apply **Contour Masque** with a spatula all over face and neck and even over the eye area for a soothing / firming eye treatment.

**optional:** For increased product penetration, perform Iontophoresis for 4 to 7 minutes with **AGE Smart® Complex** under **Colloidal Masque Base** or **MultiVitamin Power Recovery® Masque**.

**optional:** For increased penetration and results, use beneath **Colloidal Masque Base** with Galvanic current on the negative polarity (for 2 minutes) and positive polarity (for 4 minutes) if not using **MultiVitamin Power Exfoliant**.

**optional:** Additional **AGE Smart® Complex** can be pressed onto skin before applying prescribed Dermalogica Moisturizer.

**key ingredients**

**Arginine / Lysine Polypeptide:** a peptide that acts as a sugar trap, binding sugars in the body to itself to prevent the formation of AGEs.

**Palmitoyl Oligopeptide, Palmitoyl Tetrapeptide-7 and Palmitoyl**

**Tripeptide-5:** condition while stimulating collagen and elastin production. Firms skin by overriding the MMPs. Activates tissue growth factor (TGF), a peptide that is required in its active state, for collagen production to occur.

**Glycine Soja (Soybean) Protein:** a potent antioxidant that fights ROS, reduces inflammation, inhibits MMPs and stimulates new collagen synthesis while inhibiting the formation of AGEs.

**Wheat Protein:** provides firming properties to the skin.

**Camellia Sinensis (White Tea) Leaf:**

rich in polyphenols; protects against free radical damage (ROS), fights the formation of AGEs and inhibits MMPs.

**Saccharomyces Cerevisiae:** an extract of Yeast, this is a rich source of vitamins, enzymes and proteins that stimulate wound healing, collagen formation and an increase of oxygen utilization in cells.

**benefits**

Encourages firmness and elasticity to help reduce the appearance of fine lines.

Prevents the signs of aging caused by AGEs.

Stimulates cell turnover and cell renewal without disturbing the skin's pH balance.

Product continues to work once client leaves the treatment room.

Product penetration may be enhanced when used in conjunction with Galvanic current.

**skin condition**

Breakout-prone skin.

**description**

A lightweight medicated treatment that penetrates deeply to treat the underlying causes of breakouts. This professional-use-only product clears congested follicles, regulates sebum production, soothes irritated skin and helps eliminate bacteria to promote skin clarity.



professional only



1 US FL OZ / 30 mL

# mediBac clearing® complex

**professional application**

**1** Press 6 to 10 drops onto skin before applying **Sebum Clearing Masque**.

**optional:** Additional **MediBac Clearing® Complex** can be pressed onto skin before applying **Oil Control Lotion** or prescribed Dermalogica Moisturizer.

**optional:** For increased penetration and results, use beneath **Colloidal Masque Base** with Galvanic current on the negative polarity (for 2 minutes) and positive polarity (for 4 minutes) if not using **Skin Exfoliant System**.

**contraindications for use**

Not recommended for users of any topical or orally-prescribed acne, Vitamin A derived, skin exfoliation medications. Do not use on skin that is sunburned, irritated, sensitive or has recently been professionally exfoliated, resurfaced or waxed.

**key ingredients**

**Salicylic Acid:** stimulates natural exfoliation, helping to clear impacted follicles and minimize acne formation.

**Niacinamide, Yeast Extract, Aesculus Hippocastanum (Horse Chestnut) Seed, Ammonium Glycyrrhizate (Licorice) and Panthenol (Pro-Vitamin B<sub>5</sub>):** regulate sebum production, provide astringent properties to the skin and soothe inflammation.

**Zinc Gluconate and Caffeine:** help regulate sebum production and help control bacterial metabolism of sebum-reducing inflammation.

**benefits**

A medicated treatment product that clears follicles of congestion and promotes long-term follicle clarity.

Regulates excess sebum production, soothes inflammation and helps eliminate bacteria.

Product penetration may be enhanced when used in conjunction with Galvanic current on positive polarity.

**skin condition**

Sensitized, reactive and recently resurfaced skin.

**description**

A highly-concentrated professional treatment that helps relieve sensitivity, redness, itching and burning triggered by inflammation. This professional-use-only product fortifies skin's protective barrier and helps impede inflammatory triggers that lead to sensitized skin.



professional only



1 US FL OZ / 30 mL

# ultracalming™ complex

**professional application**

- 1** Press 6 to 10 drops onto skin.
- 2** Apply an even layer of **Clinical Colloidal Oatmeal** over face, neck and eye area.
- optional:** Additional **UltraCalming™ Complex** can be pressed into the skin prior to moisturizer application.
- optional:** For increased penetration and results, use beneath **Colloidal Masque Base** with Galvanic current on the positive polarity (4 to 7 minutes). For clients with extreme sensitivity, electrical modalities may be contraindicated.

**key ingredients**

**UltraCalming™ Complex:** helps reduce sensitivity, irritation and inflammation.

**Saccharomyces (Yeast) Lysate Extract:** stimulates oxygen consumption and combats irritation; helps in tissue regeneration.

**Caffeine:** used to reduce redness by constricting capillaries.

**Panthenol (Pro-Vitamin B<sub>5</sub>):** has humectant properties and helps promote tissue repair.

**Sodium Hyaluronate (Hyaluronic Acid) and Hydrolyzed Glycosaminoglycans:** a natural component of the skin that holds a thousand times its weight in water, maintaining optimum hydration levels of tissues.

**benefits**

Delivers intense level of active ingredients to soothe and strengthen skin.

Product continues to work even after the client leaves the treatment room.

Product penetration may be enhanced when used in conjunction with Galvanic current.

# professional masques

Professional Masques can be used to intensify the results of your treatments, as they are instrumental in treating various skin conditions such as acne, prematurely-aging skin or sensitized skin. Dermatologica Masques are unlimited in their versatility, and Face Mapping® skin analysis will direct you towards selecting the right products to create

the customized masque for your client's condition.

The unique Dermatologica concept of customized masques is based on the use of Dermatologica Complexes or Botanical Mixers applied under, or mixed with, a masque base for concentrated effects. The customization you can provide with Dermatologica professional

Masques is unlimited, making them your treatment room's greatest weapon!

These retail products are also available in a professional size. Please see the page noted for more information on these products.



**MultiVitamin Power Recovery® Masque**  
page 55



**Sebum Clearing Masque**  
page 73



Recommended for the smart management and treatment of skin aging.

A powerful masque of concentrated vitamins A, C, E and F to help skin recover from damage that leads to skin aging while enhancing barrier properties and promoting healthy tissue regeneration.

**skin condition**

Dry, prematurely-aging and dehydrated skin, or for use over the eyes and lips.

**description**

A clear, botanically-active gel masque, rich in phytonutrients, that deeply moisturizes dehydrated skin conditions. Botanical humectants attract moisture and bind it to the skin, leaving it hydrated and supple.



professional only



6 US FL OZ / 177 mL

## colloidal masque base

**professional application**

**1** Apply approximately one tablespoon to skin using **Fan Masque Brush** to cover the entire face and throat. Can be spread lightly over closed eyelids and lips.

**2** Leave on for 10 minutes to activate, then remove with sponges and warm water or a steam towel customized with prescribed Botanical Mixer.

**optional:**

Can be used with galvanic current on positive polarity for increased product penetration for 4 to 7 minutes.

Apply prescribed Complex to skin before applying **Colloidal Masque Base** for an intense, condition-specific masque. Or, apply a thin layer of **Colloidal Masque Base**, followed by **Contour Masque** for a super hydrating, extra-firming masque.

Can be combined with prescribed Botanical Mixer.

**key ingredients**

**Hyaluronic Acid:** provides increased hydration and improved elasticity.

**Lavandula Angustifolia (Lavender), Malva Sylvestris (Mallow), Hedera Helix (Ivy) and Cucumis Sativus (Cucumber) Fruit:** extracts that help promote skin hydration.

**Retinyl Palmitate (Vitamin A):** helps increase skin elasticity and helps reverse the signs of prematurely-induced photoaging.

**Ascorbic Acid (Vitamin C):** an antioxidant that stimulates collagen formation to help firm and strengthen skin.

**benefits**

Cools and hydrates skin.

Seals in the enhanced action of Complexes.

Helps minimize the appearance of environmental stress and damage while defending against future damage.

**skin condition**

Skin with excess oil production or congestion.

**description**

A thick, clay-based masque that is rich in Marine Plankton and minerals that possess remarkable balancing and stabilizing properties. The mineral-based clays have a regulating and refining effect on skin as they normalize sebaceous secretions.



professional only



6 US FL OZ / 177 mL

## plankton masque base

**professional application**

**1** Apply approximately one tablespoon to skin using **Fan Masque Brush** to cover entire face and throat, avoiding eye area. Can also be used only on T-zone in combination with other Dermatologica Masques, if desired.

**2** Leave on for 10 minutes, then remove with sponges and warm water or a steam towel customized with prescribed Botanical Mixer.

**optional:**

Apply prescribed Complex to skin before applying **Plankton Masque Base** for a powerful, customized masque. Can be combined with prescribed Botanical Mixer.

**key ingredients**

**Bentonite and Kaolin:** clays that help absorb excess oil, refine pores and clear congestion.

**Fucus Vesiculosus (Bladderwrack) Seaweeds and Marine Plankton:** a complex of alginates that are super rich in vitamins.

**Citrus Grandis (Grapefruit) Peel:** a natural astringent and cleanser.

**Bisabolol:** reduces sensitivity and inflammation.

**benefits**

Stimulates skin's natural toxin elimination process.

Deep cleans and purifies follicles.

Clay formula removes dead skin cell debris and absorbs excess oil.

**skin condition**

Sensitized, mature, prematurely-aging skin in need of firming.

**description**

A loose powder masque rich in Calcium Sulfate and algae-derived Silica. Once mixed with water, it forms a smooth paste, which then sets and dries into a firm, rubbery sheet. Removal is achieved by peeling masque off the skin.



professional only



NET WT US 5 OZ / 142 g

# contour masque

**professional application**

- 1 Apply prescribed Dermalogica Complex to skin. For dry, dehydrated or aging skin, apply a thin layer of **Colloidal Masque** or **MultiVitamin Power Recovery® Masque**.
- 2 Place damp eye gauze and a damp layer of gauze over face and neck. Tent gauze around nose.
- 3 Mix 1/3 bag with cool, water to form a thick, smooth, spreadable paste.
- 4 Spread masque with a spatula over face and neck. Should be 1/4 inch thick.
- 5 Let set for 20 minutes and gently peel off like a rubber sheet. Lift from the base of the neck or jaw line. Remove any residue with warm water and sponges or a steam towel.

**optional:**

Can be used for firming body treatments. Apply directly to area in need of firming and allow to set for 20 minutes, then lift off.

**key ingredients**

**Diatomaceous Earth:** a unicellular algae that provides a source of Silica to form the firming matrix.

**Calcium Sulfate:** a white powder that readily absorbs water and provides a hardening substrate for the masque.

**Algin:** a form of alginic acid derived from brown seaweed that helps form a gelatinous texture.

**benefits**

Firms and contours skin by reducing edema with cooling temperatures.

Increases circulation to aid in penetration of prescribed Dermalogica Moisturizer.

**skin condition**

Sensitized, reactive and recently resurfaced skin.

**description**

A soothing, calming masque that helps boost the immune function of ultra-sensitive, irritated skin. When mixed with water, a creamy consistency develops that is ideal for gentle application.



professional only



NET WT US 16 OZ / 453 g

# clinical colloidal oatmeal

**professional application**

- 1 Press 6 to 10 drops of **UltraCalming™ Complex** onto the skin.
  - 2 Mix approximately 1 to 2 scoops of **Clinical Colloidal Oatmeal** with a wooden spatula and enough warm water to form a smooth consistency. Apply with **Fan Masque Brush** in an even layer from forehead to neck. Include eye and lip area.
  - 3 Steam for 10 to 15 minutes. Steam will promote the qualities of the active ingredients, help keep the masque hydrated and prevent setting for easier removal.
  - 4 Loosen masque for easy removal and to avoid skin friction by spraying with a Dr. Lucas Pulverizer™ or Eco Spray customized with 6 to 10 drops of **Calming Botanical Mixer**. Remove masque gently with a warm steam towel customized with **Calming Botanical Mixer** or **The Sponge Cloth**.
- optional:**  
Mix with 6 drops of **Calming Botanical Mixer** before applying to help soothe skin.

**key ingredients**

**Colloidal Oatmeal:** pharmaceutical-grade Oatmeal helps soothe irritated skin.

**benefits**

Relieves itching associated with eczema.  
Helps to soothe skin rashes and irritation.  
Can be used on eyes and lips.  
Ideal for sun or wind-burned skin.



# professional toners

Professional Toners are a diverse, multi-tasking addition to any professional treatment. They can be sprayed over skin to assist in the removal of Professional Masques, sprayed on skin post-cleanse before initiating the extraction process, and as a hydrating prep to even skin porosity before applying Professional

Moisturizers. Be sure to have every Dermalogica Professional Toner on your trolley to refresh, rehydrate, soothe, and prime skin for treatment.

These retail products are also available in a professional size. Please see the page noted for more information on these products.



**Multi-Active Toner**  
page 20



**Antioxidant HydraMist**  
page 52



**UltraCalming™ Mist**  
page 94



# professional moisturizers

Professional Moisturizers come to life in the treatment room! Each Moisturizer contains powerful plant extracts, essential oils and antioxidant vitamins critical to skin health maintenance, no matter the condition. The benefits of Professional Moisturizers can be enhanced when applied over Additives to intensify clearing, soothing, or revitalizing benefits. They can also be blended with a few drops of a prescribed Botanical Mixer for increased

product performance and skin-specific benefits. As one of the final steps in the professional treatment, Professional Moisturizers will help fortify skin's natural protective barrier to maintain hydration levels, and prevent the drying effects of environmental exposure, stress and imbalance.

These retail products are also available in a professional size. Please see the page noted for more information on these products.



**Active Moist**  
page 28



**Skin Smoothing Cream**  
page 29



**Intensive Moisture Balance**  
page 30



**Super Rich Repair**  
page 61



**Oil Control Lotion**  
page 78



**Barrier Repair**  
page 96



**UltraCalming™ Serum Concentrate**  
page 95



**Dynamic Skin Recovery SPF50**  
page 59



**Solar Defense Booster SPF50**  
page 31



**SkinPerfect Primer SPF30**  
page 63

with SPF



## professional eye treatments

Professional Eye Treatments are ideal for firming, smoothing and protecting the delicate eye area. These multifunctional products can be layered to deliver targeted results based upon each client's specific skin care needs.

These retail products are also available in a professional size. Please see the page noted for more information on these products.



**Soothing Eye  
Make-Up Remover**  
page 42



**MultiVitamin Power Firm**  
page 64



## professional body therapy

Whether you are a skin therapist who focuses mostly on face treatments, or a therapist who performs body treatments in a spa or destination setting, Dermalogica Body Therapy products can be used to create the ultimate body therapy experience. Each product is formulated with aromatherapeutic ingredients that soothe, refresh and invigorate while conditioning to maintain the skin's natural moisturizing factor.

These retail products are also available in a professional size. Please see the page noted for more information on these products.



**Conditioning Body Wash**  
page 102

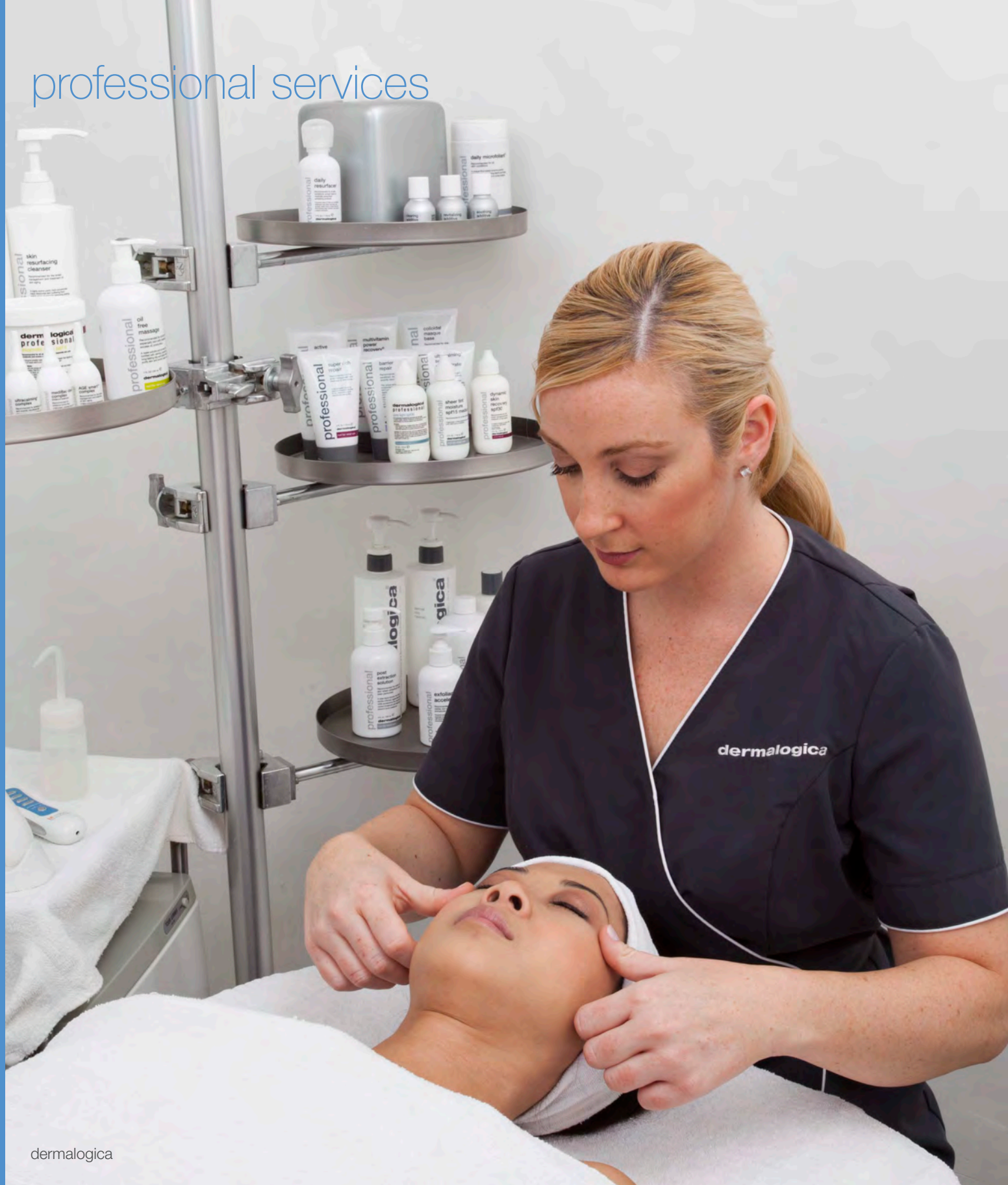


**Body Hydrating Cream**  
page 103





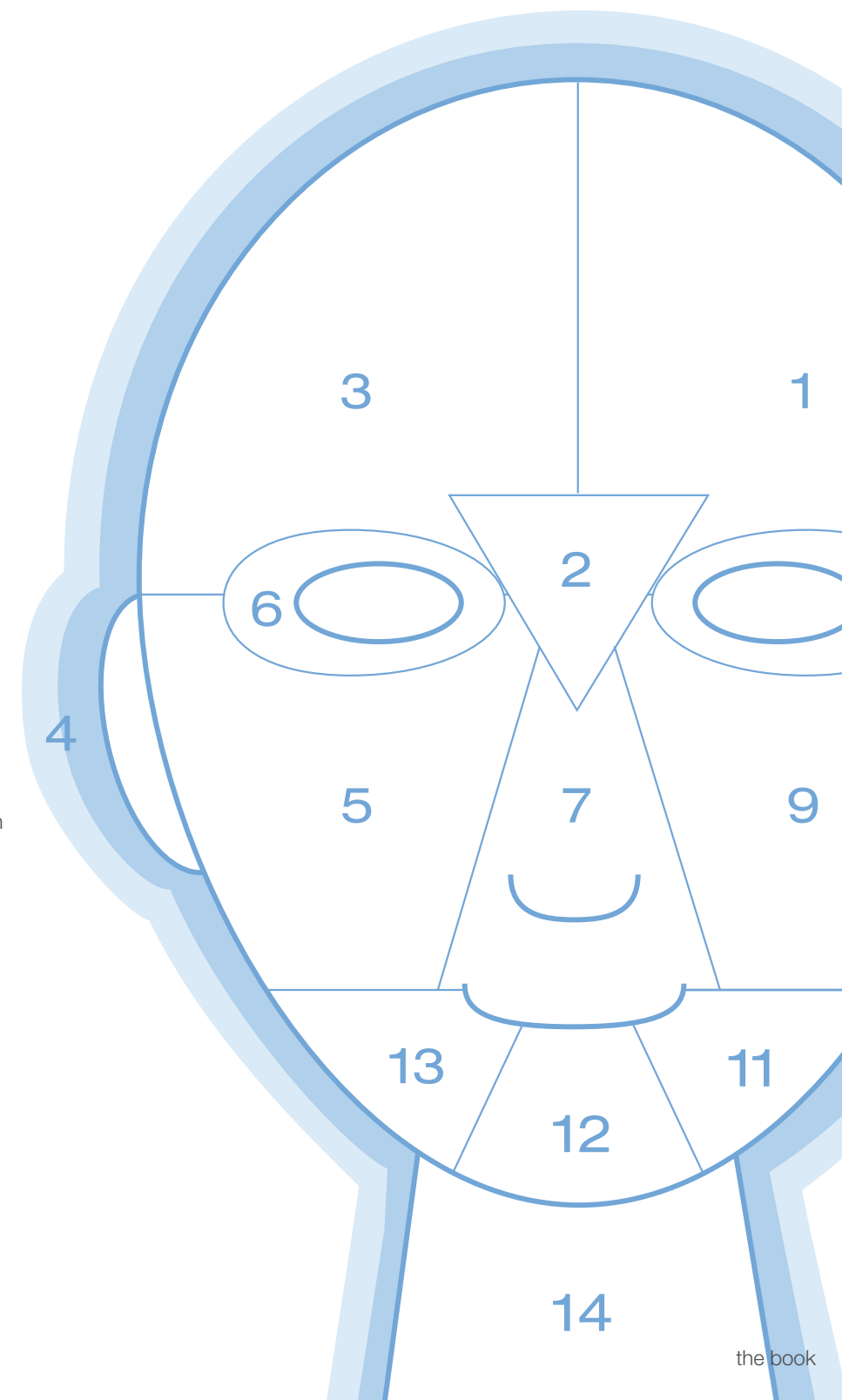
# professional services



# face mapping® skin analysis

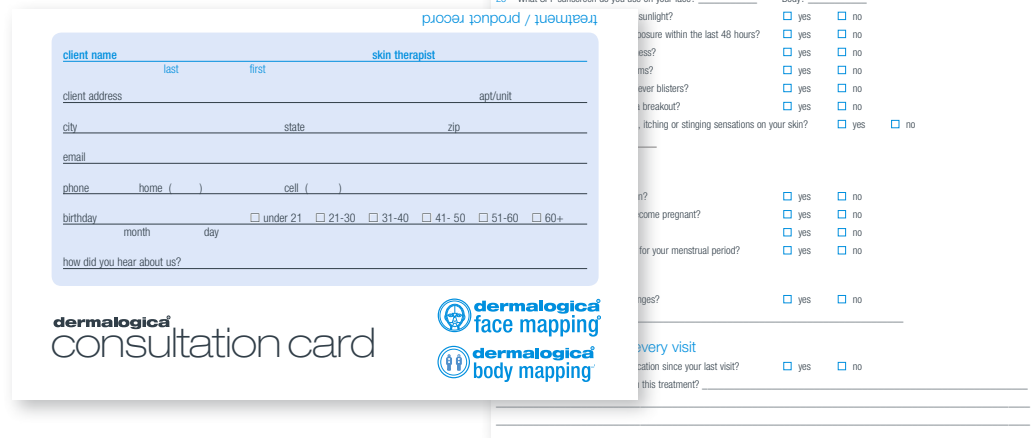
Face Mapping® skin analysis is one of the most powerful retailing and client retention tools you can perform in your business. This revolutionary approach to skin analysis, developed by The International Dermal Institute exclusively for Dermalogica, gives professional skin therapists a comprehensive technique with which to analyze every aspect of skin. It not only dramatically enhances the effectiveness of every treatment, but also makes the prescription of a home care regimen as focused on the client's actual needs as possible.

The Face Mapping® skin analysis procedure provides the skin therapist an objective view of the skin's condition, as well as an indication of the underlying health issues that might be affecting it. Rather than analyzing the skin in general terms, Face Mapping® skin analysis divides the face into 14 distinct zones, each with its own set of potential problems and unique needs. Using the zones and the Dermalogica Face Mapping® skin analysis outline as a guide, the therapist is able to conduct an inch-by-inch, methodical analysis of the facial landscape, guaranteeing that the subsequent professional treatment and home care prescription will fully address each client's concerns.



# dermalogica consultation card

The Dermalogica Face Mapping® skin analysis procedure begins with an in-depth consultation that will not only reveal any contraindications to your planned course of treatment, but will also give you a glimpse into the client's current regimen and expectations of your services. Keeping your Dermalogica Consultation Cards up to date will allow you to chart your client's progress, and maintain a vital legal record of whether each client has accurately disclosed related medical conditions. The Dermalogica Consultation Card is divided into the following key sections:



## your health

This portion gives you valuable insight into your client's general health, including any medical issues that might contraindicate a particular service or product, as well as general lifestyle habits that might prove useful in troubleshooting skin problems. The following numbers correspond to the questions on the Dermalogica Consultation Card.

### 1 Within the last year, have you been under a physician's or dermatologist's care?

If your client answers yes, review the details specified. It is important to ascertain whether or not the underlying medical reason will affect your treatment choice.

### 2 Have you had any health problems in the past or present?

If your client has experienced any of the following health problems in the past or present, your treatment should be modified in the following manner:

**cancer** – In order to understand the contraindications and provide the required service modifications, therapists working with clients in cancer treatment or with cancer treatment histories need to complete advanced/specialized

training. If a client has skin cancer, have the client check with their doctor prior to your treating the affected area.

**diabetes** – Diabetics have poor healing capabilities. Avoid waxing or extractions.

**epilepsy** – Do not use electrical current, as it may provoke a seizure. Avoid tightly wrapping the client.

**heart problem** – Avoid body massage, electrical current, hot or very detoxifying wraps as they can all increase heart rate.

**hormone imbalance** – Watch for acne breakouts, very dry skin, excess hair growth and dramatic weight fluctuations.

**spinal injury** – Don't move the neck, and avoid scalp massage.

**hysterectomy** – May experience skin breakouts and/or dryness.

**thyroid condition** – An overactive thyroid usually results in oily skin, an under active one in dry skin.

**varicose veins** – Do not massage over the area to reduce the risk of dislodging a blood clot.

**systemic disease** – May make the client more prone to bruising and increase healing time. You should wear gloves during the treatment if the disease is communicable.

**3 List any medications, supplements, vitamins, diuretics, slimming pills, Isotretinoin, etc., that you take regularly.** Given for various infections, antibiotics can cause rashes, pigmentation and heightened UV sensitivity. Avoid areas where this occurs and recommend sunscreen.

**herpes ointments** – Given for cold sores. Can cause rash, itching, burning and stinging. Avoid treatment.

**high blood pressure tablets** – Can cause skin rashes and bruising. Avoid heat or over-stimulating treatment.

**chemotherapy** – Can result in hair loss, skin bruising and bleeding. Avoid treatment.

**cortisone** – Given to calm inflammations. Causes acne and poor healing. Avoid waxing and extractions.

**retin-a, adapalene or renova** – May be given for acne, pigmentation, premature aging or pre-cancerous skin lesions. You must avoid all exfoliation, waxing, extractions and heat over the areas where the medicine is applied because the skin is likely to be fragile, and skin lifting or sensitization may occur. Also, client will have dramatically increased sensitivity to sunlight and must use sunscreen.

**isotretinoin (also known as Accutane)** – Given for cystic acne, this medication causes severe skin dryness and hypersensitivity. Do not perform any exfoliation, waxing or extraction anywhere on the body. Ensure that the client uses sun protection at all times.

**prescription benzoyl peroxide** – Increases skin sensitivity and dryness. Increases sensitivity to sunlight.

**4 Do you smoke?** Smoking depletes Vitamin C in the body and restricts oxygen to the skin. It impairs healing and also causes a yellow, sallow look to the skin. May cause comedones and fine wrinkles.

**5 Do you exercise regularly?** Regular exercise usually improves skin condition by assisting in stress reduction, as well as the stimulation of circulation and elimination. Lack of exercise calls for a more detoxifying, stimulating course of treatment.

**6 Do you follow a restricted diet?** If a client is on a highly restricted diet or fast, breakouts can occur as part of the detoxification process. Extremely low-fat diets can result in dry skin. Long-term fasting can stimulate breakout activity, hormonal imbalance and body hair growth.

**7 Do you wear contact lenses?** Use extreme caution around the eye area of contact lens wearers. Do not apply pressure on or around the eyelid. Alternatively, ask if they would prefer to remove them prior to the treatment.

**8 Do you have metal implants, a pacemaker or body piercings?** These contraindicate the use of electrical current in any form.

**9 Rate your level of stress.** It has been shown that stress impacts the skin and overall well-being. Knowing your client's stress level can indicate the changes you see in his/her skin.

**10 Do you have any allergies?** Allergies are more prevalent in the general population today, therefore checking with your client prior to treatment to help prevent an allergic response is essential. Knowing their allergies will enable you to screen your product ingredients and treatment protocols to ensure a safe and effective treatment. Common allergies to be aware of are pollen, food like nuts and seafood, fragrance, animals, iodine and medications.

*Note: For detailed information on skin reactions to medications, refer to Consumers Guide to Prescription and Non-Prescription Drugs by H. Winter Griffith M.D. Published by HP Books.*



## dermalogica consultation card continued

**11** Have you ever had an allergic reaction to Aspirin?

If your client answers yes, do not administer the BioActive™ Peel.

**12** Do you sunbathe or use tanning beds?

Recommend higher SPFs to sunbathing clients.

**13** Do you drink more than 4 caffeinated beverages daily?

High levels of caffeine can increase skin sensitivity and blood circulation, reduce skin moisture levels and make the client anxious during prolonged treatments. The client may also have a lower pain threshold.

**14** Have you ever experienced claustrophobia?

Clients who experience claustrophobia should never be wrapped tightly or have their arms wrapped. Never leave claustrophobic clients unattended during a treatment.

### your skin

This is where you'll learn about your client's level of skin care sophistication, as well as what he/she perceives as his/her general skin condition. You'll be able to use this information to customize your treatments and prescription approach, based on needs and level of knowledge.

**15** What are your specific concerns or challenges with your skin?

Give your client an opportunity to discuss skin and body concerns. This is a basis for discussion, and will tell you whether his/her perception is accurate.

**16** What skin care products are you currently using?

Your client's general level of skin care sophistication is indicated by the diversity of the home care regimen. For example,

a soap user will not likely advance to a six-step daily regimen, so you should slowly introduce basic steps first. More advanced users will be open to adding targeted products.

**17** Have you had a chemical peel, microdermabrasion, laser or light therapy, an injectable or other cosmetic procedure in the last month?

A full understanding of your client's exfoliation history is vital to performing safe and effective treatments. With the number of invasive exfoliation techniques (chemical peels, laser resurfacing, light therapies and microdermabrasion), you must ensure your client's skin has returned to normal health and thickness before recommending your own professional exfoliation.

After any of these types of treatments, the skin may be dramatically thinned. Follow the "less" rule, avoiding any steps that may over stimulate the skin. Perform extractions very carefully, avoid all exfoliation and ensure that your client has sun protection on at all times during the healing process.

**18** Have you waxed within the last 72 hours?

If your client answers yes, do not administer the BioActive™ Peel. His/her skin will be too sensitive for the treatment.

**19** Do you use Retin-A, Renova, Adapalene or any other prescription skin products?

Do not exfoliate or wax the area treated by any prescription or topical acne treatment product for at least three months after your client has stopped using it. Use of prescription acne medications, including those mentioned previously in the "Your Health" section,

may also contraindicate waxing, exfoliation, the use of Benzoyl Peroxide, heat and/or firm massage over the affected areas.

**20** Have you taken Isotretinoin (Accutane) within the last 6 months?

If your client answers yes, do not administer the BioActive™ Peel.

**21** Are you currently using any products that contain the following ingredients (see card)?

One of the most prevalent problems experienced by clients is over-exfoliation, which can result in dry, over-sensitized skin and can lead to premature aging. Carefully check their existing exfoliation regimen, and recommend that they discontinue these products before beginning a Dermalogica exfoliation regimen.

**22** Do you experience flakiness, tightness or obvious dryness?

Clients should increase their water intake, adjust to a richer moisturizer and use a moisturizing masque at least 3 times a week if they suffer with these issues.

**23** What SPF sunscreen do you use on your face?

All clients should use an SPF15 or higher sunscreen over the face daily to prevent incidental sun damage. A sunscreen should be applied to the body if sun exposure is anticipated, and the hands should always be protected by an SPF15 or higher if they are exposed while driving in daylight.

**24-27** Do you burn easily in moderate sunlight?

Have you had any direct sun exposure within the last 48 hours? Do you have a tendency to redness? Do you suffer from sinus problems?

Both your client's answers and your own analysis of capillary activity can indicate possible early stages of rosacea, skin sensitivity and/or sensitized skin. If a client answers "yes" to any of these questions, chances are good that the skin is very easily sensitized and should be treated with care. If your client has been sunburned in the last 48 hours, do not administer the BioActive™ Peel.

**28-29** Are you prone to cold sores or fever blisters? Are you currently experiencing a breakout?

If your client has any open sores within the treatment area, such as from an active cold sore breakout, do not administer the BioActive™ Peel.

**30** Do you ever experience burning, itching or stinging sensations on your skin?

If your client experiences these reactions, you should be very concerned about cosmetic allergies. We recommend doing a patch test on the inside of the arm prior to the treatment to check for the skin's response.

### female clients only

**31** Are you taking oral contraception?

Oral contraceptives can cause uneven skin pigmentation, and depending on the medication, skin breakouts or dryness.

**32** Are you pregnant or trying to become pregnant?

If the client is pregnant, or trying to become pregnant, avoid essential oils, electrical current, high-temperature and detoxifying treatments. Also, do not perform the BioActive™ Peel on a client who is pregnant.

**33** Are you lactating?

Be aware of additional breast sensitivity if the client is lactating. Do not use essential oils or perform BioActive™ Peel. Ensure that client comfort is addressed at all times. Do not wrap tightly during a spa treatment.

**34** Are you currently having or due for your menstrual period?

Menstruation increases skin sensitivity, so the client should be asked at every visit.

### male clients only

**35** Do you have any shaving challenges?

Asking male clients about their shaving regimen in addition to their skin condition will help you identify the cause of any shaving irritation and ingrown hairs, bumps, redness, nicks and cuts.



## dermalogica consultation card continued

### questions to discuss every visit

#### 36 Have you started any new medication since your last visit?

The addition of new medications means that you should have the returning client check over their previous entries on their Consultation Card to alert you of any new contraindications.

#### 37 What are your expectations with this treatment?

As a professional skin therapist, it is important that you manage expectations before starting any treatment program. Understanding your client's expectations can help you determine whether their expectations are realistic as well as which treatment will best achieve the results they want. It can also help you determine whether pre-treatment is required, how many treatments are needed, how often your client should receive treatments and what type of products may be necessary to maintain results.

Have the client re-sign the card at every visit to ensure that they have not forgotten information that might affect the outcome of his/her treatment.

## working with the face mapping® skin analysis, consultation card and prescription sheet

**1** As soon as your client arrives, request that he/she fully completes the Dermalogica Consultation Card. For a returning client, request that he/she reviews the information that you have on file, and re-signs the form.

**2** Take the opportunity to review your client's Consultation Card while he/she is changing, taking care to look for any issues that might contraindicate a phase of the treatment. Also, review any prior Face Mapping® skin analysis Prescription Sheets, or start a new one by filling out the upper left side of the form.

**3** Take the client to the treatment room, place on bed and cleanse eyes and lips with **Soothing Eye Make-Up Remover** or **PreCleanse** on damp cotton.

**4** Perform the Dermalogica Double Cleanse routine that begins with **PreCleanse** and follows with the prescribed Dermalogica Cleanser. Do not place eye pads over the client's eye area, as you will need to feel around this zone during the Face Mapping® skin analysis.

**5** Explain that there are 14 zones to the face, neck and chest, and that you will proceed to analyze each one inch-by-inch using the thumbs and fingers to feel for any problems. You may want to incorporate a magnifying lamp or magnifying headset for a closer view, but keep in mind that Face Mapping® skin analysis is based more on tactile than visual cues for increased accuracy. (This portion of the treatment should last around 10 minutes on the first visit, and about 5 minutes on subsequent visits.)

**6** Begin the Face Mapping® skin analysis procedure at Zone 1. Look for the possible symptoms outlined in the "Face Mapping® skin analysis zone-by-zone" outline (see following pages) by moving your thumb and index finger over the skin.

**7** Keeping physical contact with Zone 1, so your client knows what area you're talking about, begin to discuss your findings and ask questions. For example, say "In Zone 1, the left side of your forehead, I found some congestion. You may want to pay extra attention to this zone while cleansing. Do you rinse your cleanser off well in this area?"

**8** Once you've completed Zone 1, move onto Zone 2 and continue until you have covered all areas of the Face Mapping® skin analysis outline, repeating steps 6 and 7 for each zone. Ask questions throughout to educate your client about their skin and habits. This is critical in establishing yourself as their personal skin expert. Keep your findings in mind – you'll have a chance to note them on the Face Mapping® skin analysis outline during the pre-extraction **Scaling Fluid** step of the treatment.

**9** Once all zones are covered, continue with the rest of the treatment:

- exfoliation
  - extractions
- Complete Face Mapping® skin analysis Prescription Sheet while **Scaling Fluid** is applied for 5 minutes, writing in each zone what conditions were found.

- massage
- treatment masque
- tone, moisturize and SPF

**10** While your client is changing, finalize your notes on the Face Mapping® skin analysis Prescription Sheet.

**11** Then, in the retail area of your skin treatment center, select the prescribed Dermalogica retail products for your client's skin. Note each product on the Face Mapping® skin analysis Prescription Sheet along with the zone where it should be used. Be sure to note if the product should be used in the a.m., p.m. or both by checking the appropriate boxes. Use your Dermalogica Skin Bar® or tester unit to allow clients to feel each product.

**12** Discuss your findings with your client, explaining why you're prescribing certain products, and what problems they'll help solve in each zone. Help the client understand by referring to your notes on the Face Mapping® skin analysis outline, and allowing your client to see his/her own skin in a hand mirror.

Use our codes to note your findings on the Face Mapping® skin analysis Prescription Sheet diagram.

- b** = breakout activity
- c** = comedones
- d** = dilated capillaries
- dh** = dehydration
- m** = milia
- p** = pigmentation
- f** = fine lines
- dl** = deep lines
- s** = sensitivity / redness







**zone 7**  
**nose and upper lip**  
**(between the nose and lips)**

*Look and feel for congestion and broken capillaries.*

Zone 7 tends to have the most congestion of all the zones due to the excess of sebum production in this area. Also, look for broken capillaries around the nostrils, a sure indication of poor extraction technique either by your client or another skin therapist. Comedones along the lip line will indicate the use of lip balm, lipstick or lip liners with comedogenic ingredients (i.e., artificial color) by your client. Pigmentation or increased hair growth on the top lip may be caused by oral contraceptives.

**zone 8**  
**left eye**  
*Same as Zone 6.*

**zone 9**  
**left cheek**  
*Same as Zone 5.*

**zone 10**  
**left ear**  
*Same as Zone 4.*

**zone 11**  
**left side of chin**  
*Look and feel for undersurface congestion and breakouts.*  
 Undersurface congestion can be due to insufficient cleansing all the way down to the jaw line, leaving make-up and cleanser residue. If there are breakouts along the jawbone near the ear, ask if they are having problems with their back teeth (wisdom), or have had recent dental surgery or x-rays.

**zone 12**  
**chin**

*Look and feel for undersurface congestion and breakouts.*

Undersurface congestion can be due to improper cleansing technique, comedogenic ingredients in make-up or leaning head on hands.

**zone 13**  
**right side of chin**  
*Same as Zone 11.*

**zone 14**  
**neck and chest**


*Look for breakout activity, pigmentation and signs of aging.*

Pigmentation may reveal photosensitivity to fragrances over a long period of time or insufficient application of sun care products to the neck and chest area. This area is commonly exposed to the sun and should always be protected because it is the first zone to really show signs of aging on a female.

**selection of services wording**

Here is some copy that we suggest you use in your selection of services to let your clients know that you offer Face Mapping® skin analysis.

Expert Analysis. Targeted Results. Dermalogica's Face Mapping® skin analysis provides a deep look into your skin's health. The latest advances in skin analysis provide you with a treatment specifically designed to address your personal skin concerns. It's targeted skin care for exceptional results, and it's only available from our Dermalogica skin treatment center.



# dermalogica treatment protocols

At Dermalogica, we believe that professional treatments can't just be good – they must be so great that they become a memorable experience because they feel amazing and deliver incredible results. Obviously, this has a lot to do with using excellent products. But, more to the point, it's all about your hands and your expertise. Dermalogica and The International Dermal Institute have developed a Skin Treatment that can be customized to deliver results on every single client. That's right – one treatment that's different every time. Through the Dermalogica Consultation Card and Face Mapping® skin analysis, you'll create a treatment that is as unique as your clients skin care needs.

We encourage you to come and learn the treatments and Touch Therapies first-hand in one of our free Dermalogica workshops so you can practice the techniques in action. Please refer to your country's class calendar, and online education center to view the most up-to-date videos and to download the most current protocols.

Don't forget that an insanely great treatment is about the details:

- Greet a client with still water or caffeine-free herbal tea.
- Perform the selected service. (Don't forget that Dermalogica offers amenities such as client wraps for your client's convenience.)

- During the treatment, note any areas of specific concern on your Face Mapping® skin analysis Prescription Sheet to assist with post-service consultation and retailing.
- While the client is changing (or after the treatment), select the products you will prescribe for his/her at-home regimen.
- Discuss the client's prescription using the Dermalogica Face Mapping® skin analysis Prescription Sheet for assistance.
- Give the client a copy of the Face Mapping® skin analysis Prescription Sheet plus three different product samples that he/she could add to his/her existing regimen.



### introduction

This treatment forms the foundation of Dermalogica's selection of services, and is truly revolutionary because it's customized at every step by the skin therapist, based on your Face Mapping® skin analysis. The treatment will be unique to each individual client because of the use of our professional customization products, including Dermalogica's unique Complexes and Botanical Mixers throughout the step-by-step process to provide additional benefits to the client's skin.

### treatment time

60 minutes

### suggested menu copy

Adapt your selection of services copy, based on the type of benefits you'll offer through your customization.

### contraindications

Check your Dermalogica Consultation Card for any skin or medical conditions that might contraindicate a product selection.

## the dermalogica skin treatment

All clients must complete the Dermalogica Consultation Card. This will help you investigate the reasons behind your client's skin concerns. This treatment procedure cannot be effectively carried out until this has been completed.

### prepare

- 1 Review the Consultation Card and discuss with the client their water consumption, types of medications, recent chemical procedures, etc. Ensure that there are no possible contraindications to the treatment.
- 2 Cleanse eyes and lips with **Soothing Eye Make-Up Remover** or, for more stubborn eye make-up, use **PreCleanse** on damp cotton.

### cleanse

- 3 Perform the Dermalogica Double Cleanse that begins with **PreCleanse**.
 

**note:**  
Upon emulsifying **PreCleanse** and throughout the second cleanse, steam may be used to facilitate the cleansing process by further softening the skin.
- 4 Perform the second cleanse with the prescribed Dermalogica Cleanser. Cleansers can also be customized with prescribed Botanical Mixers, depending on your client's skin condition.
- 5 Remove all traces of cleanser with a warm steam towel or sponges, customizing your rinsing water with prescribed Botanical Mixer.

### face mapping®

- 6 Perform Face Mapping® skin analysis. (See the Face Mapping® skin analysis section of The Book for more information.)

### exfoliate

- optional: Dispense 2 pumps of **Daily Resurfacer** onto a disk sponge and wipe over skin. This will help remove surface oils and prep skin for professional exfoliation.
- 7 Apply the prescribed Dermalogica Professional Exfoliant, following specific product directions. You may also choose to add mechanical brush cleansing to this step for extra exfoliation and deep cleansing benefits. These can be used with **Skin Prep Scrub** or **Daily Microfoliant**®. Proceed according to the directions for each product.

*continued on the next page*



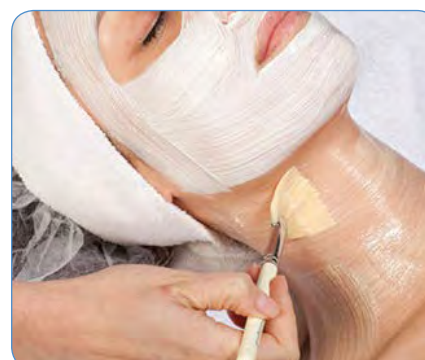
Step 2: Cleanse eyes and lips with Soothing Eye Make-Up Remover.



Step 3: Perform the Dermalogica Double Cleanse.



Step 8: Apply Scaling Fluid.



Step 11: Apply appropriate Dermalogica Masque.

## the dermalogica skin treatment

continued

### extractions

- 8 If extractions are to be performed, whisk up **Scaling Fluid** with a dry **Fan Masque Brush** to a light foam and apply to congested areas (under steam for 10 minutes prior to extractions).
- optional: Perform vacuum suction over **Scaling Fluid** with steam for 5 to 7 minutes. Galvanic desincrustation on the negative polarity may be performed over **Scaling Fluid** and with steam for 4 to 6 minutes. Remove **Scaling Fluid** residue from client's skin with damp sponges, customized with prescribed Botanical Mixer. Wipe with **Post Extraction Solution** over the extracted areas.

### touch therapy

- 9 Perform the Dermalogica Pressure Point Massage using a massage medium selected according to the client's skin condition and preference. Select from the following:
 

<b>Oil-Based System</b>	<b>Oil-Free System</b>
Massage Cream	Oil Free Massage
Soothing Additive	Calming Botanical Mixer
Clearing Additive	Purifying Botanical Mixer
Revitalizing Additive	Replenishing Botanical Mixer

### masque

- 10 Next, prepare for the masque phase. Press 6 to 10 drops of prescribed Dermalogica Complex directly onto the skin.
- 11 Apply prescribed Dermalogica Masque customized with prescribed Dermalogica Botanical Mixers. Remove after 10 to 15 minutes with warm water and sponges or a steam towel (for **Contour Masque**, allow an additional 10 minutes). Customize your water or towel with prescribed Botanical Mixer.

### tone / treat / moisturize

- 12 Spritz with prescribed Dermalogica Toner.
- 13 The prescribed Dermalogica Booster or Complex can be applied to address specific needs.
- 14 Apply **MultiVitamin Power Firm** or prescribed Eye Treatment to the eye area. Note: If using **Age Reversal Eye Complex**, follow with an application of **Total Eye Care SPF15**.
- 15 Apply prescribed Dermalogica Moisturizer and/or prescribed Daylight Defense.

### finish

- 16 According to client preference, an application of **SkinPerfect Primer SPF30** can be applied alone or beneath **Sheer Tint SPF20**.



### introduction

This is the perfect treatment for clients of all ages, specially created to control the biochemical triggers that lead to skin aging while treating the signs of premature aging, photoaging and sun damage.

### treatment time

60 minutes

### suggested menu copy

Are the signs of aging becoming more prevalent on your skin? Give it a revitalizing power boost with this treatment designed to help firm, smooth, nourish, regenerate and energize! The AGE Smart® treatment helps control the biochemical triggers that lead to skin aging, and is the perfect complement to your AGE Smart® home care regimen.

### contraindications

If the client is using Retin-A, Renova, Adapalene or any other intensive prescribed exfoliating product, he/she must discontinue use at least 2 weeks before undergoing this treatment. Clients who are taking Isotretinoin (sometimes marketed as Accutane), or have taken Isotretinoin within the past 6 months, should not receive any exfoliating treatments. Do not perform exfoliation on skin that is sunburned, irritated, sensitive or has recently been professional exfoliated, resurfaced or waxed. Dermalogica recommends performing a patch test prior to MultiVitamin Power Exfoliant application to ensure client's skin will not become overly-sensitized by the exfoliating complex. View the patch test directions for MultiVitamin Power Exfoliant on page 126.

## AGE smart® treatment

All clients must complete the Dermalogica Consultation Card. This will help you investigate the reasons behind your client's skin concerns. This treatment procedure cannot be effectively carried out until this has been completed.

### prepare

- 1 Cleanse eyes and lips with **Soothing Eye Make-Up Remover**. For more stubborn eye make-up, use **PreCleanse** on damp cotton.

### cleanse

- 2 Perform the Dermalogica Double Cleanse beginning with **PreCleanse**.
- 3 Perform second cleanse under steam with **Skin Resurfacing Cleanser**, adding a few drops of **Replenishing Botanical Mixer**. Remove all traces of cleanser with a warm steam towel or sponges, customizing your rinsing water by adding **Replenishing Botanical Mixer**.

### face mapping®

- 4 Perform Face Mapping® skin analysis. Look for areas of premature aging, hyper- and hypo-pigmentation and general signs of sun damage. Check the zones over the forehead and upper cheek area, feel for irregular skin texture and hydration levels. Note what areas may indicate moles, freckles or irregular skin tissue that may need to be checked during follow-up treatments. Discuss with client the length of time that these manifestations may have been present on the skin and his / her sun protection regimen.

### exfoliate

- 5 Twist open one applicator tube of **MultiVitamin Power Exfoliant** (BioActivity Score 19). One pump of **Exfoliant Accelerator 35** may be added for increased activity (BioActivity Score 30).

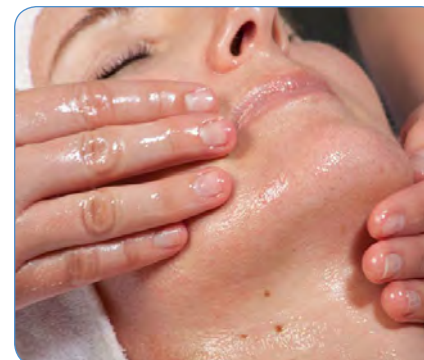
Note: A thin layer of **Colloidal Masque Base** may be applied over the lip and eye area for additional protection.

- 6 Dispense onto hands, spread product between hands and massage with fingertips over face, neck and chest with light, circular movements, focusing on areas of dryness, lines and wrinkles.
- 7 Perform fingertip rotations on any area where the client may be experiencing a slight tingling sensation or mild sensitivity to dissipate the feeling (for example, around the mouth and nose area). **MultiVitamin Power Exfoliant** can be used around the eye area but contact with eyes must be avoided.


*continued on the next page*



Step 7: Perform fingertip rotations to dissipate tingling sensation.



Step 9: Ensure thorough removal by cleansing with PreCleanse and Special Cleansing Gel.



Step 11: Apply Contour Masque over gauze dampened with Antioxidant HydraMist.



Step 12: Protect with Dynamic Skin Recovery SPF50.

## AGE smart® treatment continued

- 8 For coarse, sun-damaged skin, use steam with **MultiVitamin Power Exfoliant** for 4-7 minutes. For more sensitive skin, steam should be avoided and time may be reduced. Constantly assess the client's skin throughout the treatment and ask for feedback regarding sensations experienced.

Note: Do not leave client unattended while **MultiVitamin Power Exfoliant** is on the skin. Remove exfoliant immediately if discomfort or irritation is severe.

- 9 Dampen gauze with cold water to remove **MultiVitamin Power Exfoliant**. To ensure that all of the **MultiVitamin Power Exfoliant** is removed thoroughly, follow with **PreCleanse**, then a second cleanse with **Special Cleansing Gel**. Remove **PreCleanse** with a steam towel customized with **Replenishing Botanical Mixer**.

### touch therapy

- 10 Press 4-6 drops of **Revitalizing Additive** onto skin to perform Dermalogica's AGE Reversal Touch Therapy.

### masque

- 11 Apply a thin layer of **MultiVitamin Power Recovery® Masque** over face, neck and eye area. Additional **AGE Smart® Complex** can be pressed into the skin prior if necessary. Cover face and neck with gauze, tenting over the nose and mouth area, dampened prior with **Antioxidant HydraMist**. Apply **Contour Masque** with a spatula over entire face and neck, including the eye area for a soothing/firming eye treatment.

### optional:

If you need to limit the total treatment time to 60 minutes, this step can be simplified by applying **AGE Smart® Complex** followed by **MultiVitamin Power Recovery® Masque**. Remove after 10 minutes.

### tone / treat / moisturize

- 12 Complete the AGE Smart® Treatment by spritzing with **Antioxidant HydraMist**, then applying **MultiVitamin Power Firm** around eyes and on lip area. Finish with **Dynamic Skin Recovery SPF50** for daylight defense. **Super Rich Repair** may be layered underneath **Dynamic Skin Recovery SPF50** if additional hydration is required. **SkinPerfect Primer SPF30** can be applied as the final step.



### introduction

This treatment is perfect for jump-starting an adult acne treatment regimen and is the perfect maintenance for consistently clear skin.

### treatment time

60 minutes

### suggested menu copy

Jump-start acne clearing with this purifying, detoxifying professional treatment that promotes breakout clearing well beyond the treatment.

### contraindications

If the client is using Retin-A, Renova, Adapalene or any other intensive prescribed exfoliating product, he / she must discontinue use at least 2 weeks before undergoing this treatment. Clients who are taking Isotretinoin (sometimes marketed as Accutane), or have taken Isotretinoin within the past 6 months, should not receive any exfoliating treatments. Do not perform exfoliation on skin that is sunburned, irritated, sensitive or has recently been professional exfoliated, resurfaced or waxed.

## mediBac clearing® treatment

All clients must complete the Dermalogica Consultation Card. This will help you investigate the reasons behind your client's skin concerns. This treatment procedure cannot be effectively carried out until this has been completed.

### prepare

- 1 Cleanse eyes and lips with **Soothing Eye Make-Up Remover**. For more stubborn eye make-up, use **PreCleanse** on damp cotton.

### cleanse

- 2 Perform the Dermalogica Double Cleanse, beginning with **PreCleanse**.
- 3 Perform second cleanse under steam with **Clearing Skin Wash** customized with **Purifying Botanical Mixer**. Concentrate on areas of congestion. "Feel" for where blockages are present. Remove all traces of cleanser with a warm steam towel or sponges, customizing your rinsing water with **Purifying Botanical Mixer**.

### face mapping®

- 4 Perform Face Mapping® skin analysis. Look for areas of congestion, particularly in typical zones on the forehead, nose and chin. Feel for under-the-surface congestion and check inside the ear canal for comedones. Speak with the client to discover more about his / her causes of congestion and breakouts. Assess the skin for inflamed and non-inflamed lesions to establish your extraction protocol.

### exfoliate

- 5 According to the skin condition determined by your Face Mapping® skin analysis, select from 3 forms of exfoliation:
  - a To refine and clear the skin, use **Skin Exfoliant System** (BioActivity Score 13):
    - i Mix 1 scoop Part A with 1 teaspoon Part B of **Skin Exfoliant System**, add approximately 4 drops of **MediBac Clearing® Complex** and apply under steam for 10 minutes. Remove gently with a steam towel customized with **Purifying Botanical Mixer**.
  - b To deeply cleanse and prep heavily congested skin in need of extractions:
    - i Mix one scoop Part A of **Skin Exfoliant System** with 1 teaspoon of **Scaling Fluid** for an enzyme alkaline-based exfoliant. Add approximately 4 drops of **MediBac Clearing® Complex**.
    - ii Apply to the skin and leave on for 7 to 10 minutes; steam may be used as well. Remove gently with a steam towel customized with **Purifying Botanical Mixer**.
  - c For additional exfoliation:
    - i Mix 1 scoop Part A with 1 teaspoon Part B of **Skin Exfoliant System** and add 1 pump of **Exfoliant Accelerator 35** to **Skin Exfoliant System** for increased activity (BioActivity Score 24).
    - ii After 7-10 minutes, remove gently with a steam towel customized with **Purifying Botanical Mixer**.




Step 4: Perform Face Mapping® skin analysis.



Step 5: Apply Skin Exfoliant System.



Step 7: Perform manual extractions.



Step 10: Perform iontophoresis over MediBac Clearing® Complex and Colloidal Masque Base.

## mediBac clearing® treatment

### continued extractions

- 6 Apply **Scaling Fluid** and perform desincrustation with Galvanic current on the negative (-) pole for a minimum of 4 minutes.
 

Note: To customize, whip ¼ teaspoon **Scaling Fluid** to a foamy consistency, then add 1 drop of **Purifying Botanical Mixer**.
- 7 Perform manual extractions where necessary, focusing on areas of congestion, working to remove both open and micro-comedones.
 

Note: You have the option of following extractions with direct high frequency: apply dry gauze to the face and use high frequency for a minimum of 4 minutes.
- 8 Dampen a cotton pad with **Post Extraction Solution** and wipe over the areas requiring an antiseptic and soothing action. This procedure may follow directly after performing manual extractions if high frequency is not being performed. If using prior to performing high frequency, ensure the skin is very dry.

### touch therapy

- 9 Perform Manual Lymphatic Drainage or Dermalogica's Pressure Point Massage with **Clearing Additive** or 4 drops of **Purifying Botanical Mixer** mixed with 3-4 pumps of **Oil Free Massage**. After the massage, remove **Oil Free Massage** with sponges or a warm steam towel customized with **Purifying Botanical Mixer**.
- 10 If electrical modalities are available: Press 6 drops of **MediBac Clearing® Complex** onto the skin (if not previously used in the treatment) and perform galvanic iontophoresis on the positive (+) pole for 3-5 minutes. For additional conductivity and safety when using Galvanic current, apply a layer of **Colloidal Masque Base** before or mix in with **MediBac Clearing® Complex**.

### masque

- 11 Press 6-10 drops of **MediBac Clearing® Complex** onto skin if not previously applied. Apply a smooth layer of **Sebum Clearing Masque** with **Fan Masque Brush**. Remove after 7-10 minutes with damp sponges or a dark steam towel customized with **Purifying Botanical Mixer**.

### tone / treat / moisturize

- o **optional:**  
Use a Dr. Lucas Pulverizer™ infused with **Purifying Botanical Mixer**.
- 12 Spritz with **Multi-Active Toner**.
- 13 Apply **Clearing Mattifier** to oily / congested areas.
- 14 Apply **Oil Control Lotion**, appropriate Dermalogica Moisturizer, or **Oil Free Matte SPF30** to act as client's moisturizer and sun protection.

### introduction

This super-soothing UltraCalming™ skin treatment helps bring relief for clients who suffer from irritated, reactive and sensitized skin.

### treatment time

60 minutes

### suggested menu copy

Red, itching, burning skin – don't conceal it. Control it! The UltraCalming™ Treatment calms and soothes by targeting the triggers behind redness, itching and stinging, while helping to recover skin health for long-term relief from flare-ups.

### contraindications

If the client is using Retin-A, Renova, Adapalene or any other intensive prescribed exfoliating product, he/she must discontinue use at least 2 weeks before undergoing this treatment. Clients who are taking Isotretinoin (sometimes marketed as Accutane), or have taken Isotretinoin within the past 6 months, should not receive any exfoliating treatments.

Do not perform exfoliation on skin that is sunburned, irritated, or has recently been professionally exfoliated, resurfaced or waxed.

## UltraCalming™ treatment

All clients must complete the Dermalogica Consultation Card. This will help you investigate the reasons behind your client's skin concerns. This treatment procedure cannot be effectively carried out until this has been completed.

### prepare

**1** Begin the UltraCalming™ Treatment by cleansing the hands and feet with a warm steam towel customized with **Calming Botanical Mixer**. Then wrap your client. Heat tummy pillow in the microwave for 1½-2 minutes. Place on the client's lower abdomen and place client's hands on or under the pillow depending on their preference. To calm the client, start by pressing the feet down towards the bed 3 times and with then palm to sole pressing feet towards the head 3 times.

**2** Moving to the face, perform inhalation techniques: apply 1-2 drops of **Soothing Additive** onto palms of hands. Rub palms together and cup hands over face while encouraging client to do deep abdominal breathing. Hold hands over the nose and mouth area for 3 deep abdominal breaths.

### 3 cleanse

Cleanse eyes and lips with **Soothing Eye Make-Up Remover**, or **PreCleanse** for more stubborn eye make-up. Cleanse face once with **PreCleanse** followed with **UltraCalming™ Cleanser**, using light stroking movements and little pressure; take care not to over-stimulate the skin. For highly sensitized skin, omit **PreCleanse** and cleanse once with **UltraCalming™ Cleanser**. Remove with damp cotton pads or the **The Sponge Cloth**.

### 4 face mapping®

Perform Face Mapping® skin analysis and look for areas of sensitized skin and redness. Check for couperose skin, dilated capillaries and evidence of an impaired barrier function such as dry, damaged, flaky skin. Ask the client about any itching, stinging or burning sensations that he / she may experience and in what areas this sensation occurs. The hands, behind the ear lobes and inside of the elbows should also be mapped for any signs of atopic dermatitis or eczema as this is often a sign that the client has sensitized skin.

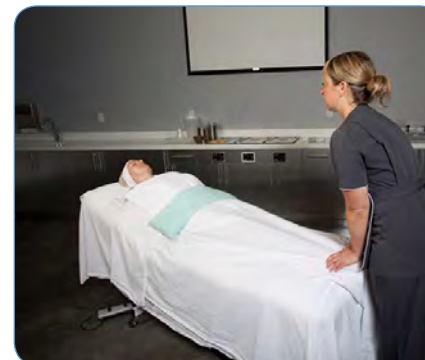
### 5 exfoliate

If the skin's barrier is intact, mix 1 teaspoon of **Daily Microfoliant®** in a jelly cup with warm water and 3 drops of **Calming Botanical Mixer** applied with a **Fan Masque Brush** under steam; massage gently with hands in circular movements for 1-2 minutes. Remove with a cool steam towel or **The Sponge Cloth**. To reduce any redness after exfoliation, add 6-10 drops of **Calming Botanical Mixer** with distilled water in the Dr. Lucas Pulverizer™ or Eco Spray. Spray over the face and décolleté area for 30 seconds.

### 6 touch therapy

Press 4-6 drops of **Soothing Additive** onto the skin and perform Dermalogica's UltraCalming™ Skin Relief Massage. (p. 199)

*continued on the next page*



Step 1: Calm client by pressing feet down.



Step 3: Cleanse face with PreCleanse followed by UltraCalming™ Cleanser.



Step 6: Press 4-6 drops of Soothing Additive onto the skin. Perform UltraCalming™ Skin Relief Massage.



Step 9: Remove Clinical Colloidal Oatmeal with a cool steam towel.

## UltraCalming™ treatment continued

**7** Press 6-10 drops of **UltraCalming™ Complex** onto the skin. For increased product penetration, follow with a thin layer of **Colloidal Masque Base** and perform galvanic iontophoresis for 4-7 minutes. Alternatively, microcurrent can be used with specific iontophoresis using a feathering technique.

### masque

**8** Using a wooden spatula, mix 1-2 scoops of **Clinical Colloidal Oatmeal** with warm (not hot) water, adding enough water to make a smooth paste-like consistency. Using a **Fan Masque Brush**, apply **Clinical Colloidal Oatmeal** paste to neck, face and above and below eyelashes. Apply warm steam for 10 minutes to promote the healing qualities of active ingredients and to keep masque hydrated and prevent setting.

**9** Loosen masque for easy removal and to avoid friction by spraying with Dr. Lucas Pulverizer™ or Eco Spray customized with **Calming Botanical Mixer**. Remove masque gently with a cool towel customized with **Calming Botanical Mixer**.

### tone / treat / moisturize

**10** Spray with **UltraCalming Mist™** and follow with a generous amount of **UltraCalming™ Serum Concentrate**. For skin requiring added hydration, follow with **Barrier Repair** and/or **Super Sensitive Shield SPF30**. If the eye area is not sensitized and barrier is not compromised, follow with **MultiVitamin Power Firm**.



# microZone® treatments

Often times, clients want a quick, targeted solution to an immediate skin care concern, such as a bothersome breakout, tired eyes or dull, lackluster skin, without surrendering to the full 60-minute treatment.

For this reason, Dermalogica has created MicroZone® treatments: the 20-minute, high-intensity, accelerated version of the Dermalogica Skin Treatment that takes place in 1/3 of the time! MicroZone®

treatments are intended to focus on a specific Face Mapping® skin analysis zone or all 14 zones.

MicroZone® treatments are not intended to replace the full Dermalogica Skin Treatment (which should be administered every 4 to 6 weeks for optional skin health results). However, MicroZone® treatments are ideal for solving skin care concerns between professional skin treatments. MicroZone® treatments

are also ideal for clients who are time condensed, clients who are new to the Dermalogica line or for mature clients, men, teens or tweens who have never received a professional skin treatment. They provide a true skin care solution in just 20 minutes, and create a model setting for you to prescribe a Dermalogica home care regimen that will maintain results.



# microZone® flash exfoliation

## introduction

Resurface, smooth and brighten dull, lackluster skin.

## treatment time

20 minutes

## suggested menu copy

Resurface, renew and brighten with this maximum strength exfoliation treatment! Hydroxy acids and Retinol lift away dull surface cells while a nourishing cocktail of vitamins, peptides and botanical extracts help reverse visible signs of aging, revealing healthy, glowing skin.

## contraindications

Check your client's Dermalogica Consultation Card or MicroZone® Consultation Card for any skin or medical conditions that may contraindicate a product selection.

Not recommended for users of any topical or orally prescribed acne, Vitamin A derived, skin exfoliation medications. If client is using these products, he/she must discontinue at least 2 weeks before undergoing this treatment.

Do not use on skin that is sunburned, irritated, sensitive or has recently been professionally exfoliated, resurfaced or waxed.

Clients taking Isotretinoin (sometimes marketed as Accutane) or have taken Isotretinoin in the past 6 months should not receive any exfoliation treatments.

## key products to prescribe

Skin Resurfacing Cleanser  
Antioxidant HydraMist  
Daily Resurfacer  
MultiVitamin Power Firm  
Dynamic Skin Recovery SPF50  
Age Reversal Eye Complex

- 1 Review the **MicroZone® Treatment Consultation Card** that your client has completed and ask any additional pertinent questions. *(1 minute)*
- 2 Cleanse with **Skin Resurfacing Cleanser** (along with Ultrasonic if available). Remove all traces of cleanser with a steam towel or warm esthetic wipes. If your client has dry, sensitive skin or is contraindicated to **Skin Resurfacing Cleanser**, alternatively use **Essential Cleansing Solution**. *(4 minutes)*
- 3 Wipe the skin with 2 pumps of **Daily Resurfacer** to degrease and perform zone-specific **Face Mapping® skin analysis**, looking for intact barrier function, dehydration, dead cell build-up and signs of aging. *(1 minute)*
- 4 Exfoliate with 1/2 tube of **MultiVitamin Power Exfoliant** alone or combined with 1 pump **Exfoliant Accelerator 35**. Alternatively, you may also select another exfoliant from Dermalogica's professional options; process accordingly to client's skin condition and product guidelines. *(5 minutes)*
- 5 Remove with dry gauze. Perform double cleanse beginning with **PreCleanse** followed by **Special Cleansing Gel**. Remove with warm steam towel or warm esthetic wipes customized with **Replenishing Botanical Mixer**. *(4 minutes)*
- 6 Spray with Dr. Lucas Pulverizer™, Vacuum Spray or Eco Spray that has been customized with 6 drops of **Replenishing Botanical Mixer**. Spritz the face and neck with **Antioxidant HydraMist**. *(3 minutes)*
- 7 Apply 6 drops of **AGE Smart® Complex** followed by **MultiVitamin Power Firm** to the eye area. Moisturize and protect with **Dynamic Skin Recovery SPF50** or appropriate Dermalogica Moisturizer. **SkinPerfect Primer SPF30** can be applied as the final step. *(2 minutes)*

**IMPORTANT:** When using any professional exfoliation or electrical modalities, under no circumstances should you leave your client unattended in the treatment room at any time, even if the exfoliant you have chosen would be considered mild or the machine is pre-programmed and fully automated.



### introduction

Smooth, condition and restore lips while softening fine lines for the ultimate lip service.

### treatment time

20 minutes

### suggested menu copy

This supreme lip conditioning treatment smooths away flaky, damaged skin that can result from lip make-up and the environment. By infusing firming peptides and repairing vitamins into the perioral area, it restores the delicate lip tissue back to optimum health while smoothing fine feather lines and erasing the signs of aging.

### contraindications

Check your client's Dermalogica Consultation Card or MicroZone® Consultation Card for any skin or medical conditions that may contraindicate a product selection.

### key products to prescribe

Soothing Eye Make-Up Remover  
Daily Microfoliant®  
MultiVitamin Power Recovery®  
Masque  
MAP-15 Regenerator®  
Renewal Lip Complex

## microZone® lip renewal

- 1 Review the **MicroZone® Treatment Consultation Card** that your client has completed and ask any additional pertinent questions. *(1 minute)*
- 2 Spot cleanse the lips using **Soothing Eye Make-Up Remover** or **PreCleanse**. *(1 minute)*
- 3 Perform zone-specific **Face Mapping® skin analysis**, looking for comedones, micro-comedones and lines around the lip area. *(1 minute)*
- 4 Exfoliate lips and lip line area using ½ teaspoon **Daily Microfoliant®** mixed with water in a jelly cup. Apply with **Fan Masque Brush** and massage lightly with fingertips or electric brushes (small round electric brush if available). *(3 minutes)*
- 5 Remove with warm esthetic wipes or damp cotton. *(1 minute)*
- 6 Apply 3 to 6 drops of **AGE Smart® Complex** and perform Lip Energizing Massage (see step-by-step on page 205). *(4 minutes)*
- 7 Combine 3-6 drops of the **AGE Smart® Complex** with **MultiVitamin Power Recovery® Masque** in a jelly cup and apply with **Fan Masque Brush** (option of using paraffin over lips and galvanic iontophoresis or microcurrent over Dermalogica Masque and Complex). Dampen eye gauze with **Antioxidant HydraMist** and place over the mouth and lip area. Mix **Contour Masque** as directed and apply over gauze. *(6 minutes)*
- 8 Rinse with warm esthetic wipes or damp cotton, and spritz with **Antioxidant HydraMist**. *(1 minute)*
- 9 Apply **MAP-15 Regenerator®** and **Dynamic Skin Recovery SPF50** around the mouth. Finish with an application of **Renewal Lip Complex** to lips. *(2 minutes)*

### introduction

Repair, revitalize and fight signs of aging with this supreme treatment for aging skin.

### treatment time

20 minutes

### suggested menu copy

Revitalize and energize while fighting visible signs of aging with this restorative treatment. See immediate results when the skin is intensely exfoliated and treated with Dermalogica AGE Smart® products that pack the skin with nutrients and peptides to fortify, protect and restore skin back to its healthiest state.

### contraindications

Check your client's Dermalogica Consultation Card or MicroZone® Consultation Card for any skin or medical conditions that may contraindicate a product selection. Not recommended for users of any topical or orally prescribed acne, Vitamin A derived, skin exfoliation medications. If client is using these products, he/she must discontinue at least 2 weeks before undergoing this treatment. Do not use on skin that is sunburned, irritated, sensitive or has recently been professionally exfoliated, resurfaced or waxed.

Clients taking Isotretinoin (sometimes marketed as Accutane) or have taken Isotretinoin in the past 6 months should not receive any exfoliation treatments.

### key products to prescribe

PreCleanse  
Skin Resurfacing Cleanser  
Daily Resurfacer  
MultiVitamin Power Recovery®  
Masque  
Overnight Repair Serum  
Age Reversal Eye Complex

## microZone® age repair

- 1 Review the **MicroZone® Treatment Consultation Card** that your client has completed and ask any additional pertinent questions. *(1 minute)*
- 2 Cleanse with **Skin Resurfacing Cleanser** and remove with a warm steam towel or esthetic wipes. If client is sensitive to **Skin Resurfacing Cleanser**, use **Essential Cleansing Solution** as an alternative. *(2 minutes)*
- 3 Wipe the skin with 2 pumps of **Daily Resurfacer** to degrease and perform zone-specific **Face Mapping® skin analysis** looking for wrinkles, dehydration, sun damage and hyperpigmentation. *(1 minute)*
- 4 Apply ½ tablespoon of **MultiVitamin Therafoliant®** to dry skin and massage in light circular motions. Activate with 1 pump of **Exfoliant Accelerator 35** by applying directly into your hands and massaging over the skin. Dip fingertips into warm water to create a creamy thermal skin polisher. Remove with a warm steam towel or esthetic wipes. *(3 minutes)*
- 5 Apply 6 drops of **Revitalizing Additive** to the face and perform AGE Repair Acupoint (see step-by-step client guide on page 206). Teach these to your client so he / she can perform at home with **Overnight Repair Serum**. *(4 minutes)*
- 6 Press 6 drops of **AGE Smart® Complex** into the skin followed by **MultiVitamin Power Recovery® Masque** (option of performing galvanic iontophoresis, Ultrasonic or microcurrent over Dermalogica Masque and Complex). *(4 minutes)*
- 7 Remove masque with warm esthetic wipes. *(1 minute)*
- 8 Spritz skin with **Antioxidant HydraMist**. Apply **MultiVitamin Power Firm**; or use **Age Reversal Eye Complex** if this is a nighttime treatment. *(2 minutes)*
- 9 Smooth the skin with **Super Rich Repair** customized with **Solar Defense Booster SPF50** for drier skin or apply **Dynamic Skin Recovery SPF50**. **SkinPerfect Primer SPF30** can be applied as the final step. *(2 minutes)*

**introduction**

An age-fighting, moisture-packing remedy for dry, chapped hands.

**treatment time**

20 minutes

**suggested menu copy**

Help hard working hands recover from dryness, ragged cuticles and signs of aging with this intensely nourishing hand treatment. Maximum strength exfoliation helps to reveal more evenly-toned skin while moisture rich botanicals coupled with a warm paraffin dip provide instant dry skin relief.

**contraindications**

Check your client's Dermalogica Consultation Card or MicroZone® Consultation Card for any skin or medical conditions that may contraindicate a product selection.

**key products to prescribe**

Conditioning Body Wash  
The Ultimate Buffing Cloth  
MultiVitamin Power Serum  
MultiVitamin Hand and Nail Treatment

# microZone® hand repair

- 1 Review the **MicroZone® Treatment Consultation Card** that your client has completed and ask any additional pertinent questions. *(1 minute)*
- 2 Cleanse with **Skin Resurfacing Cleanser** and remove with a warm steam towel. *(2 minutes)*
- 3 Perform zone-specific **Body Mapping<sup>SM</sup> skin analysis** looking for dry cuticles and skin, irritation, cuts, abrasions or sun damage on the hands. *(1 minute)*
- 4 Exfoliate the hands with 1 bulb of **MultiVitamin Power Exfoliant** (½ a bulb per hand). *(7 minutes)*
- 5 Remove with dry gauze and cleanse with **Conditioning Body Wash** and **The Ultimate Buffing Cloth**. Dry hands with a warm towel. *(2 minutes)*
- 6 Dip the hands into a warm paraffin bath then place them in plastic liners and finish with tueling mitts; option of applying **MultiVitamin Hand and Nail Treatment** or **UltraRich Body Cream** to the hands prior to dipping them in the paraffin bath. *(5 minutes)*
- 7 Remove mitts, liners and paraffin and squeeze a small amount of **Multivitamin Power Serum**, smoothing on to the back of hands. Follow with **MultiVitamin Hand and Nail Treatment** alone or customized with **Solar Defense Booster SPF50**. *(2 minutes)*

**introduction**

Rehydrate and replenish dry, thirsty skin with this intense moisture quench for your face!

**treatment time**

20 minutes

**suggested menu copy**

Rehydrate and replenish dry, uncomfortably tight, thirsty skin. This deeply penetrating moisture surge treatment lifts away dulling skin debris to reveal plump new cells and help soften surface lines. Discover a revived, dewy, fresh face in a snap. This treatment is perfect for tired and travel weary skin!

**contraindications**

Check your client's Dermalogica Consultation Card or MicroZone® Consultation Card for any skin or medical conditions that may contraindicate a product selection.

Not recommended for users of any topical or orally prescribed acne, Vitamin A derived, skin exfoliation medications. If client is using these products, he/she must discontinue at least 2 weeks before undergoing this treatment. Do not use on skin that is sunburned, irritated, sensitive or has recently been professionally exfoliated, resurfaced or waxed.

Clients taking Isotretinoin (sometimes marketed as Accutane) or have taken Isotretinoin in the past 6 months should not receive any exfoliation treatments.

**key products to prescribe**

Daily Microfoliant®  
Daily Resurfacer  
Skin Hydrating Booster  
Multi-Active Toner  
Skin Smoothing Cream

# microZone® moisture boost

- 1 Review the **MicroZone® Treatment Consultation Card** that your client has completed and ask any additional pertinent questions. *(1 minute)*
- 2 Apply **PreCleanse** to dry skin, emulsify with water and follow cleansing routine. Remove all traces of cleanser with a steam towel or warm esthetic wipes. *(2 minutes)*
- 3 Wipe the skin with 2 pumps of **Daily Resurfacer** to degrease and perform zone-specific **Face Mapping® skin analysis** looking for dry, flaky patches, fine lines and dehydrated skin. *(1 minute)*
- 4 Exfoliate by mixing ½ teaspoon of **Daily Microfoliant®** with 1 pump of **Exfoliant Accelerator 35**. *(4 minutes)*
- 5 Remove with warm esthetic wipes or a hot steam towel customized with **Replenishing Botanical Mixer**. *(1 minute)*
- 6 Apply 6 drops of **Skin Hydrating Booster** followed by **Colloidal Masque Base** customized with **Replenishing Botanical Mixer** over booster (option of performing galvanic iontophoresis or feathering with microcurrent over masque). *(6 minutes)*
- 7 Remove with warm esthetic wipes or a hot steam towel customized with **Replenishing Botanical Mixer**. *(1 minute)*
- 8 Use Dr. Lucas Pulverizer™, Vacuum Spray or Eco Spray customized with 6 drops of **Replenishing Botanical Mixer**. *(2 minutes)*
- 9 Apply 6 drops of **Skin Hydrating Booster**. Spritz the face and neck with **Multi-Active Toner**. *(1 minute)*
- 10 Apply **Skin Smoothing Cream** or **Super Rich Repair** for very dry skin, followed by prescribed SPF moisturizer or **HydraBlur™ Primer**. *(1 minute)*
- o **optional:**  
After every step, you can spritz the skin with **Multi-Active Toner** for extra hydration throughout the treatment.

**introduction**

Deep clean and purify oily skin to clear congestion, blackheads and banish breakouts.

**treatment time**

20 minutes

**suggested menu copy**

Want that super clean skin feeling? This deep cleansing, purifying treatment helps clear away blackheads, stubborn bumps and under surface congestion, banishing any future breakouts while delivering clean, clear, smooth skin.

**contraindications**

Check your client's Dermalogica Consultation Card or MicroZone® Consultation Card for any skin or medical conditions that may contraindicate a product selection.

Not recommended for users of any topical or orally prescribed acne, Vitamin A derived, skin exfoliation medications. If client is using these products, he/she must discontinue at least 2 weeks before undergoing this treatment. Do not use on skin that is sunburned, irritated, sensitive or has recently been professionally exfoliated, resurfaced or waxed.

Clients taking Isotretinoin (sometimes marketed as Accutane), or have taken Isotretinoin within the past 6 months, should not receive any exfoliation treatments.

**key products to prescribe**

- Clearing Skin Wash
- Oil Control Lotion
- Clearing Mattifier
- Oil Free Matte SPF30

# microZone® blackhead relief

- 1** Review the **MicroZone® Treatment Consultation Card** that your client has completed and ask any additional pertinent questions. *(1 minute)*
- 2** Cleanse or spot cleanse if working in a specific zone. Use **PreCleanse** and work thoroughly into the congested area, emulsify with warm water. Alternatively, use **Clearing Skin Wash** for breakouts. Remove with warm esthetic wipes. Option of using Ultrasonic or electric brushes on non-inflamed areas. *(2 minutes)*
- 3** Wipe the skin with 2 pumps of **Daily Resurfacer** to degrease and perform zone-specific **Face Mapping® skin analysis**. Look for congestion, under the surface micro-comedones and impactions. *(1 minute)*
- 4** Option #1: For fine, tight follicle openings use an enzyme-based exfoliant: mix 1 scoop **Part A, Enzymatic Base** of **Skin Exfoliant System** with 1 teaspoon of water and apply with **Fan Masque Brush**.  
  
Option #2: For oily, breakout-prone skin, mix 1 scoop of **Enzymatic Base, Part A** with 1 teaspoon of **Acidic Activator, Part B**; option to customize with 1 pump of **Exfoliant Accelerator 35**. Adjust measurements accordingly if only treating a specific zone. Apply with **Fan Masque Brush** and process under steam. Remove with warm esthetic wipes. *(3 minutes)*
- 5** In a jelly cup, pour ¼ teaspoon of **Scaling Fluid** and mix to foamy consistency with a dry **Fan Masque Brush**. Apply to congested areas under steam. To further soften impactions, use galvanic desincrustation on the (-) pole over **Scaling Fluid**.  
  
**optional:**  
To save time, combine Step 4, Option #1 with Step 5 by mixing 1 scoop **Part A, Enzymatic Base** with 1 teaspoon of **Scaling Fluid** and process under steam. *(3 minutes)*
- 6** While wearing surgical gloves, blot **Scaling Fluid** on area to be extracted. Make tissue finger mitts and perform The Dermalogica Extraction Technique (See page 200 for step-by-step directions). *(1 minute)*
- 7** Remove any **Scaling Fluid** residue with warm esthetic wipes, dispense 2 pumps of **Post Extraction Solution** onto dry cotton and wipe over the zones where extractions were performed. *(1 minute)*
- 8** Press 3-6 drops of **MediBac Clearing® Complex** into the skin. Using a **Fan Masque Brush**, apply **Sebum Clearing Masque** or **Plankton Masque Base** customized with 2 drops of **Purifying Botanical Mixer**. Option of galvanic on the (+) pole over the Complex prior to Masque. Remove with warm esthetic wipes. *(4 minutes)*
- 9** Spritz with **Multi-Active Toner**, followed with **Clearing Mattifier, Oil Control Lotion** or **Oil Free Matte SPF30**. *(1 minute)*

**introduction**

Speed up repair and clearing of breakouts with this powerful treatment.

**treatment time**

20 minutes

**suggested menu copy**

Don't freak out about that breakout! Speed up repair and clearing of your breakouts with this powerful treatment designed to destroy breakout-causing bacteria, expedite healing and soothe redness and inflammation.

**contraindications**

Check your client's Dermalogica Consultation Card or MicroZone® Consultation Card for any skin or medical conditions that may contraindicate a product selection.

Not recommended for users of any topical or orally prescribed acne, Vitamin A derived, skin exfoliation medications. If client is using these products, he/she must discontinue at least 2 weeks before undergoing this treatment.

Do not use on skin that is sunburned, irritated, sensitive or has recently been professionally exfoliated, resurfaced or waxed.

Clients taking Isotretinoin (sometimes marketed as Accutane) or have taken Isotretinoin in the past 6 months should not receive any exfoliation treatments.

**key products to prescribe**

- Clearing Skin Wash
- Sebum Clearing Masque
- Overnight Clearing Gel
- Special Clearing Booster
- Oil Control Lotion

# microZone® rapid spot clearing

- 1** Review the **MicroZone® Treatment Consultation Card** that your client has completed and ask any additional pertinent questions. *(1 minute)*
- 2** Cleanse or spot cleanse if working on a specific zone with **Clearing Skin Wash**. Remove with warm esthetic wipes. *(1 minute)*
- 3** Wipe with 1 pump **Daily Resurfacer** and perform zone-specific **Face Mapping® skin analysis**. Look for congestion, inflamed breakouts and pustules. *(1 minute)*
- 4** Mix **Skin Exfoliant System** as directed: 1 scoop of **Enzymatic Base, Part A** with 1 teaspoon of **Acidic Activator, Part B**. Option to customize with 1 pump of **Exfoliant Accelerator 35**. Adjust measurements accordingly if only treating a specific zone. Apply with **Fan Masque Brush** and process under steam and remove with warm esthetic wipes. Work on client's scalp or shoulders during this time. *(5 minutes)*
- 5** Remove with warm esthetic wipes and dispense 2 pumps of **Post Extraction Solution** onto cotton. Wipe over selected zones. *(2 minutes)*
- 6** Press 3-6 drops of **MediBac Clearing® Complex** into the skin. Apply **Sebum Clearing Masque** with **Fan Masque Brush**. Remove with a warm esthetic wipes customized with **Purifying Botanical Mixer**. Work on client's scalp or shoulders during this time. *(5 minutes)*
- 7** Apply **Special Clearing Booster** directly on any breakouts. Option of using dry gauze and direct high frequency over inflamed pustules. *(2 minutes)*
- 8** Spritz with **Multi-Active Toner** and follow with **Clearing Mattifier, Oil Control Lotion** or **Oil Free Matte SPF30**. *(1 minute)*



### introduction

Control oil and deep clean with this purifying, texture smoothing treatment.

### treatment time

20 minutes

### suggested menu copy

Take control of greasy shine and clean away dirt and debris with this purifying, texture smoothing treatment. Perfect for priming skin before a special event to help skin stay matte and refreshed all day.

### contraindications

Check your client's Dermalogica Consultation Card or MicroZone® Consultation Card for any skin or medical conditions that may contraindicate a product selection.

Not recommended for users of any topical or orally prescribed acne, Vitamin A derived, skin exfoliation medications. If client is using these products, he/she must discontinue at least two weeks before undergoing this treatment.

Do not use on skin that is sunburned, irritated, sensitive or has recently been professionally exfoliated, resurfaced or waxed.

Clients taking Isotretinoin (sometimes marked as Accutane), or have taken Isotretinoin within the past 6 months, should not receive any exfoliation treatments.

### key products to prescribe

Dermal Clay Cleanser  
Skin Prep Scrub  
Oil Free Matte SPF30

## microZone® oil control

- 1 Review the **MicroZone® Treatment Consultation Card** that your client has completed and ask any additional pertinent questions. *(1 minute)*
- 2 Cleanse full face and neck with **PreCleanse** and work thoroughly into the skin, emulsify with warm water and steam. Option of using Ultrasonic or Vacuum suction over **PreCleanse**. Remove with a warm steam towel or warm esthetic wipes. *(2 minutes)*
- 3 Wipe the skin with 2 pumps of **Daily Resurfacer** to degrease and perform zone-specific **Face Mapping® skin analysis**. Look for areas of concern like open follicles, congestion, comedones and oiliness. *(1 minute)*
- 4 Combine **Dermal Clay Cleanser** and pea-sized amount of **Skin Prep Scrub** for an exfoliating power cleanse. Apply with **Fan Masque Brush** to face and neck. Dip fingertips in warm water and work over the skin with hands under steam. Option of using electric brushes, **Exfoliating Face Brush** or Ultrasonic blade during this step. *(4 minutes)*
- 5 Remove with warm steam towel or warm esthetic wipes. *(1 minute)*
- 6 Mix 2-3 drops of **Purifying Botanical Mixer** with **Plankton Masque Base** and leave on the skin.
- o **optional:**  
Add 1 pump of **Exfoliant Accelerator 35** for additional exfoliation on coarse, oily skin. Work on client's scalp or shoulders during this time. *(4 minutes)*
- 7 Spritz with **Multi-Active Toner** to rehydrate the masque. Manipulate product over the skin to loosen concentrating on congested areas. *(2 minutes)*
- 8 Remove with warm esthetic wipes. *(1 minute)*
- 9 Press 3-6 drops of **MediBac Clearing® Complex** into the skin. Option of using galvanic on the (+) pole or feathering technique with microcurrent over the complex. *(2 minutes)*
- 10 Spritz with **Multi-Active Toner**. Apply **Clearing Mattifier** to areas of oiliness. Finish with an application of **Oil Free Matte SPF30**. *(1 minute)*

### introduction

Clean away blockages, get smooth and soothed with this purifying, calming treatment designed for men.

### treatment time

20 minutes

### suggested menu copy

Shaving challenges and skin woes getting you down? This rapid treatment cleans deep, repairs and calms while tackling all your shave-related skin issues. Get skin and shaving tips together with great looking skin in just a snap.

### contraindications

Check your client's Dermalogica Consultation Card or MicroZone® Consultation Card for any skin or medical conditions that may contraindicate a product selection.

Not recommended for users of any topical or orally prescribed acne, Vitamin A derived, skin exfoliation medications. If client is using these products, he/she must discontinue at least 2 weeks before undergoing this treatment.

Do not use on skin that is sunburned, irritated, sensitive or has recently been professionally exfoliated, resurfaced or waxed.

Clients taking Isotretinoin (sometimes marketed as Accutane) or have taken Isotretinoin in the past 6 months should not receive any exfoliation treatments.

### key products to prescribe

Daily Clean Scrub  
Soothing Shave Cream  
Post-Shave Balm  
Daily Defense SPF15

## microZone® men's skin fitness

- 1 Review the **MicroZone® Consultation Card** that your client has completed and ask any additional pertinent questions. *(1 minute)*
- 2 Cleanse using **Daily Clean Scrub**, or combine **Special Cleansing Gel** with pea-sized amount of **Skin Prep Scrub**. Remove all traces of cleanser with a steam towel customized with **Purifying Botanical Mixer**. Option of using steam and electric brushes; avoid or use with caution over beard and facial hair. *(3 minutes)*
- 3 Wipe the skin with 2 pumps of **Daily Resurfacer** to degrease and perform **Face Mapping® skin analysis**. Look for oily areas, ingrown hairs, congestion, comedones and micro-comedones. *(1 minute)*
- 4 Perform exfoliation / desincrustation with 1 scoop **Skin Exfoliant System Part A, Enzymatic Base** and 1 teaspoon of **Scaling Fluid** customized with 1-2 drops of **Purifying Botanical Mixer** under steam. Option of performing galvanic desincrustation on the (-) pole. Remove warm esthetic wipes. *(7 minutes)*
- 5 While wearing surgical gloves, make tissue finger mitts and perform The Dermalogica Extraction Technique (see page 200 for step-by-step directions) on congested areas focusing on the nose, inner cheeks, shave-line and forehead. *(4 minutes)*
- 6 Dispense 2 pumps of **Post Extraction Solution** onto dry cotton and wipe over the zones where extractions were performed. *(1 minute)*
- 7 Spritz the face and neck with **Multi-Active Toner** and apply a generous amount of **Post-Shave Balm**. Option of performing galvanic iontophoresis on the (+) pole or microcurrent can be performed over **Post-Shave Balm**. *(2 minutes)*
- 8 Moisturize and protect with **Daily Defense SPF15** and prescribed Dermalogica Eye Treatment. *(1 minute)*

### introduction

This treatment delivers cooling, soothing relief to sensitized and irritated skin.

### treatment time

20 minutes

### suggested menu copy

Quickly relieve redness, irritation and inflammation with this soothing, cooling treatment for sensitive skin.

### contraindications

Check your client's Dermalogica Consultation Card or MicroZone® Consultation Card for any skin or medical conditions that may contraindicate a product selection.

Not recommended for users of any topical or orally prescribed acne, Vitamin A derived, skin exfoliation medications. If client is using these products, he / she must discontinue at least two weeks before undergoing this treatment.

Do not use on skin that is sunburned, irritated, sensitive or has recently been professionally exfoliated, resurfaced or waxed.

Clients taking Isotretinoin (sometimes marked as Accutane), or have taken Isotretinoin within the past 6 months, should not receive any exfoliation treatments.

### key products to prescribe

UltraCalming™ Cleanser  
 UltraCalming™ Mist  
 UltraCalming™ Serum Concentrate

## microZone® skin soothing

- 1 Review the **MicroZone® Treatment Consultation Card** that your client has completed and ask any additional pertinent questions. *(1 minute)*
- 2 Cleanse once with **UltraCalming™ Cleanser**. *(1 minute)*
- 3 Remove all traces of cleanser with a cool towel or wipes or **The Sponge Cloth** and perform **Face Mapping® skin analysis**. Look for areas of concern like barrier function, sensitized skin, capillary activity; feel for hot spots and uneven texture. *(1 minute)*
- 4 If the skin's barrier is intact, mix 1 teaspoon of **Daily Microfoliant®** in a jelly cup with warm water and 3 drops of **Calming Botanical Mixer** apply with **Fan Masque Brush** under steam. Massage gently with hands in circular movements. Remove with a cool towel, wipes or **The Sponge Cloth**. *(2 minutes)*
- 5 Apply 4 drops of **Soothing Additive** and perform face only movements of UltraCalming™ Skin Relief Massage (see page 199 for movements). *(5 minutes)*
- 6 Press 6 drops of **UltraCalming™ Complex** onto the face and neck. Mix 1 scoop of **Clinical Colloidal Oatmeal** with small amount of tepid water and 1 teaspoon of **Colloidal Masque Base**. *(5 minutes)*
- o **optional:**  
 Perform galvanic iontophoresis or feathering with microcurrent over the masque.
- 7 To loosen the masque and to avoid any friction, spray with Dr. Lucas Pulverizer™, Vacuum Spray or Eco Spray customized with 6 drops **Calming Botanical Mixer**. Remove residue with a cool towel. *(2 minutes)*
- 8 Spritz the face and neck with **UltraCalming™ Mist**, followed by a generous amount of **UltraCalming™ Serum Concentrate**. For skin requiring more hydration, follow with **Barrier Repair** and finish with **Super Sensitive Shield SPF30**. *(2 minutes)*

### introduction

Brighten and tighten, minimize puffiness and dark circles while smoothing visible lines.

### treatment time

20 minutes

### suggested menu copy

Treat multiple eye area concerns like dark circles, puffiness, wrinkles, loss of volume and firmness with this advanced peptide eye treatment designed to gently exfoliate, rehydrate, smooth lines and boost new collagen while improving overall firmness and tone.

### contraindications

Check your client's Dermalogica Consultation Card or MicroZone® Consultation Card for any skin or medical conditions that may contraindicate a product selection.

### key products to prescribe

Soothing Eye Make-Up Remover  
 MultiVitamin Power Recovery® Masque  
 Antioxidant HydraMist  
 MAP-15 Regenerator®  
 MultiVitamin Power Firm  
 Age Reversal Eye Complex

## microZone® eye firm

- 1 Review the **MicroZone® Treatment Consultation Card** that your client has completed and ask any additional pertinent questions. *(1 minute)*
- 2 Cleanse the eyes thoroughly using a pea-size amount of **Soothing Eye Make-Up Remover** on damp cotton, or for stubborn make-up use **PreCleanse**. Remove with warm esthetic wipes or damp cotton. *(2 minutes)*
- 3 Perform zone-specific **Face Mapping® skin analysis** looking for milia, fine and deep lines, dehydration, puffiness and pigmentation. *(1 minute)*
- 4 Exfoliate using ½ teaspoon **Daily Microfoliant®** mixed with water in a jelly cup. Apply with **Fan Masque Brush** under the eye and over the orbital ridge area (small round electric brushes may be used with **Daily Microfoliant®** if available). Remove with warm esthetic wipes or damp cotton. *(3 minutes)*
- 5 Apply 6 drops **AGE Smart® Complex** and perform Eye Drainage Massage (see step-by-step on page 201). For more slip and glide use 3 drops of **Revitalizing Additive**. *(6 minutes)*
- 6 Combine 3-6 drops of **AGE Smart® Complex** with **MultiVitamin Power Recovery® Masque** in a jelly cup and apply with **Fan Masque Brush** (option of performing galvanic iontophoresis or feathering with microcurrent over **MultiVitamin Power Recovery® Masque** and **AGE Smart® Complex**). Dampen eye gauze with **Antioxidant HydraMist** and place over eye area. Mix **Contour Masque** as directed and apply over gauze. *(5 minutes)*
- 7 Lift off masque and remove residue with warm esthetic wipes. Spritz **Antioxidant HydraMist** onto fingertips and pat onto the orbital eye area. *(1 minute)*
- 8 Apply **MultiVitamin Power Firm** or use a Dermalogica Eye Treatment that is appropriate for the client as an alternative. Introduce any additional AGE Smart® products at this time. *(1 minute)*



**introduction**

Calm, soothe and reduce puffiness for a smooth, rejuvenated look and feel.

**treatment time**

20 minutes

**suggested menu copy**

Wake up tired eyes! This ultra-hydrating, relaxing treatment helps minimize sensitivity, reduce puffiness and smooth fine lines while our exclusive *UltraCalming™ Complex* helps soothe and strengthen the skin.

**contraindications**

Check your client's Dermalogica Consultation Card or MicroZone® Consultation Card for any skin or medical conditions that may contraindicate a product selection.

**key products to prescribe**

Soothing Eye Make-Up Remover  
UltraCalming™ Mist  
UltraSmoothing Eye Serum

# microZone® eye relief

- 1** Review the **MicroZone® Treatment** Consultation Card that your client has completed and ask any additional pertinent questions. *(1 minute)*
- 2** Cleanse the eyes thoroughly using a pea size amount of **Soothing Eye Make-Up Remover** on damp cotton, or for stubborn makeup use **PreCleanse**. Remove with **The Sponge Cloth** dampened with warm water. Use in figure of 8 direction. *(2 minutes)*
- 3** Perform zone-specific **Face Mapping® skin analysis** looking for puffiness, dark circles, irritation and dehydration. *(1 minute)*
- 4** Apply 3-4 drops of **Soothing Additive** to your hands and fingertips and perform Eye Drainage Massage from UltraCalming™ Skin Relief Massage routine (see massage steps on page 199). *(4 minutes)*
- 5** Press 3-6 drops of **UltraCalming™ Complex** over the eye area and follow with **Colloidal Masque Base** applied from a jelly cup with a **Fan Masque Brush**. Using the ball shaped electrode, perform galvanic iontophoresis over the area (alternatively Microcurrent can be used with feathering technique), following a figure 8 pattern beginning at the right temple. Leave masque on the skin. *(6 minutes)*
- 6** Dampen one small eye gauze and one 4x4 gauze with **UltraCalming™ Mist** and place over eye and brow area to protect lashes and brows. Mix 1 scoop of **Clinical Colloidal Oatmeal** with 2 scoops of **Contour Masque** and water to make a smooth paste, apply over gauze with a wooden spatula. *(4 minutes)*
- 7** Lift off masque and remove residue with **The Sponge Cloth**. Spritz **UltraCalming™ Mist** onto fingertips and pat onto the orbital eye area. *(1 minute)*
- 8** Apply **UltraSmoothing Eye Serum** over the eye area and introduce any recommended UltraCalming™ products at this time. *(1 minute)*

# dermalogica exclusive techniques

Dermalogica has pioneered many unique techniques, treatments and concepts to bring greater success to the skin therapist while creating a truly unique skin health experience for the client.

relax tissues, improve circulation, even relieve stress in the face, head and eye muscles. While these techniques are intended to enhance the health of specific skin conditions, the benefits often extend to the body and psyche.

There are certain techniques that are critical to every skin treatment, such as the Dermalogica Double Cleanse. Then, there are more targeted, specific routines that can be used to help eliminate toxins,





**skin condition**

All skin conditions.

**introduction**

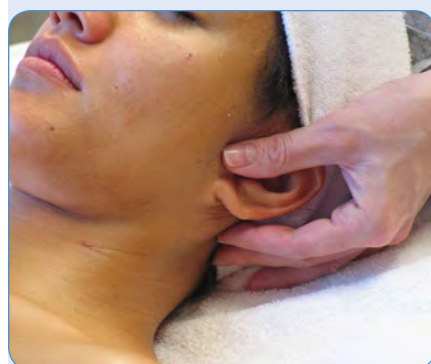
The unique Dermalogica Double Cleanse that begins with PreCleanse is the technique-based regimen taught to and performed exclusively by Dermalogica skin care professionals. This routine adequately penetrates layers of oily debris for complete removal, ensuring a more intense, more professional and more thorough level of clean.

**treatment time**

5 minutes



Step 3: Apply PreCleanse.

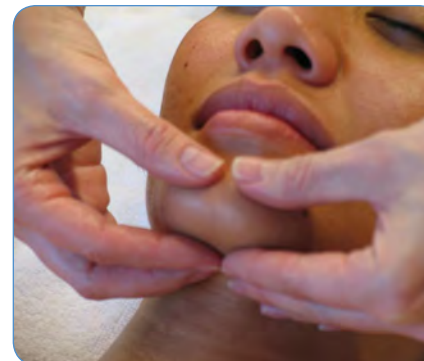


Step 8: With fingers behind the ears, thumb circle in front of the ear to the earlobe.

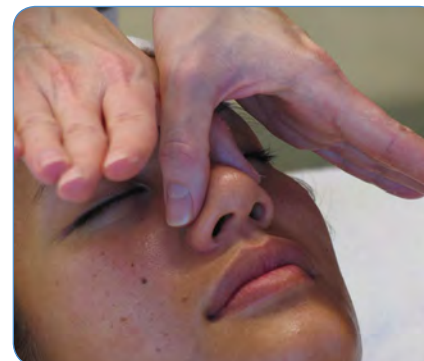
# the dermalogica double cleanse routine

- 1** Cleanse eyes and lips with **Soothing Eye Make-Up Remover**. Or, for more stubborn eye make-up, use **PreCleanse** on damp cotton.
- 2** Pump an ample amount of **PreCleanse** into dry cupped hands and spread evenly between both palms.
- 3** Apply **PreCleanse** to the sternum and spread up and out across the chest to the shoulders and behind the shoulders. Apply to face by spreading up and out across the neck, out across the jaw, out over the cheeks, down the nose and across the forehead, coming off at the temples. Perform spreading movement from the chest, below collarbone, up on throat, over chin, scissor mouth, between eyes, circle 1-2-3, temple 1-2-3 and back to chest.
- 4** With one hand on top of the other, proceed with finger circles between the breast and up the sternum, separate hands and circle out across the chest towards the shoulders, turn hands over shoulders and use fingertips to circle behind the shoulders and up the back of the neck, 1x.
- 5** Starting at client's right side of the neck, roll pat across the neck and the décolleté area, 2x.
- 6** With fingers under the jaw, alternate thumbs over the chin in a figure eight movement, 4x. Continue using small thumb circles over the chin area, 4x.
- 7** Separate hands and thumb circle across both sides of the jaw line to the ear, lightly slide back with thumbs under the jaw line and repeat, finishing the ear, 2x.
- 8** With fingers behind the ears, thumb circle in front of the ear to the earlobe, making sure to work inside of the ear and around the spine of the ear, 1x.
- 9** Once the front and the ear itself is complete, circle downwards behind the ear with the index and middle fingers.
- 10** Slide back to the mouth and thumb stroke above the upper lip to the corner, then below the lip, 4x.
- 11** Perform upward inner cheek circles with fingertips, 4x.
- 12** Cross thumbs over the nostrils, lift off fingers and thumb circle with light pressure on either side of the nostril, right then left, and small circles up the nose to in between the brows.
- 13** Finger frictions in outward circles with middle and ring finger over entire forehead, concentrating around the hairline and finishing at the temple.

*continued on the next page*



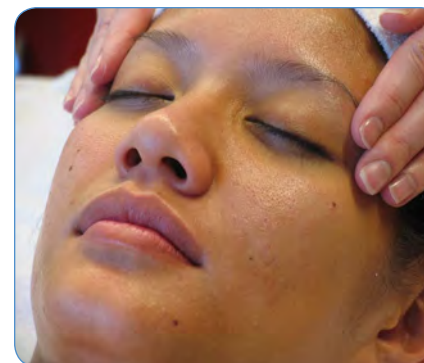
Step 10: Slide back to mouth thumb stroke.



Step 12: Cross thumbs over the nostrils, lift off fingers and thumb circle.



Step 14: Slide out over the eyelid.



Step 15: Pressure at temples to finish.

# the dermalogica double cleanse routine continued

- 14** From temple, use middle and ring fingers to stroke under the eye towards the inside corner of the eye then up the eyebrow and on top of the eyebrow. Slide back around and under the eye, over the lower lid and back under the eye to the inside corner of the eye. With light fingertips, gently slide out over the eyelid with fingers brushing the eyelashes.
- 15** Pressure at temples to finish.
- 16** Turn on and position steamer and wet hands in warm water customized with prescribed Botanical Mixer.
- 17** Emulsify **PreCleanse** with a spreading movement. Wet hands under warm steam and repeat steps 3 through 15.
- 18** Remove with damp sponges or **The Sponge Cloth** and warm water.
- 19** Commence with the second cleanse, using the prescribed Dermalogica Cleanser for the client's skin condition.

### introduction

The Dermalogica Extraction Technique is the most efficient way to remove comedones from the skin without further impacting the health of the skin, and without spreading acne or breakout causing bacteria. The use of **Scaling Fluid** will further assist in the removal and ultimate recovery from extractions.

### treatment time

20 minutes

## the dermalogica extraction technique

- 1 Perform **Face Mapping® skin analysis**. Look for areas and type of congestion, particularly in zones 1, 2, 3, 7 and 12. Feel for under-surface congestion and check inside the ear canal for comedones. Provide feedback to the client and inquire further to discover more about your client's skin and causes of congestion and breakouts. Assess the skin for inflamed and non-inflamed lesions to establish your extraction protocol.
- 2 Moisten cotton with **Scaling Fluid** and place inside ears. Whip **Scaling Fluid** with a dry **Fan Masque Brush** in a small bowl and apply to face in the zones where comedones were noted. Steam for approximately 10 minutes.
- 3 Blot excess **Scaling Fluid** from client's skin and form finger mitts.
- 4 Ask client to breathe through his/her mouth and anchor right thumb on right bridge of the nose. Stand on opposite side of the face that is being extracted.
- 5 Place index finger on the edge of the left nostril and push upwards. With left index finger, push toward the other finger to force the nostril outward.
- 6 Wiggle fingers back and forth to gently extract comedones.
- 7 Repeat on left side of the nose.
- 8 On flat areas of the face, stretch the skin with index fingers, parallel to each other, and mound the skin between the fingers and wiggle back and forth to gently extract comedones.
- 9 Remove **Scaling Fluid** residue from client's skin with damp sponges, customized with prescribed Botanical Mixer. Wipe with **Post Extraction Solution**.
- 10 Proceed with massage portion of treatment.



Step 5: Index finger positioning.



Step 8: Stretching skin to extract comedones.

### skin condition

All skin conditions.

### introduction

Pressure point massage combines aromatherapy, acupressure and lymphatic drainage to eliminate toxins and relax tissues. Pressure Point Massage can also help improve blood circulation, enhance metabolism, relax tired muscles and provide great health benefits to the body.

### treatment time

15 minutes

### contraindications

Check your client's Dermalogica Consultation Card for any skin or medical conditions that might contraindicate a product selection.

## pressure point massage

- 1 Begin with inhalation techniques. Move hands out to the anterior axillae and press shoulders down to the bed, 3x.
- 2 Rest fingers just above the ears. Thumbs with pressure over the vertical lines. Move up and down.
- 3 Thumb sliding over frontal vertical lines.
- 4 Thumb press and slide over brows and over to front of ears. Follow in similar pattern over entire forehead.
- 5 Palmar pad sliding over forehead to ears.
- 6 Rest thumbs above inner brow. Use cushioned middle finger above cheekbone from nose to ears. Work above, on top of, and under the cheekbone, draining across.
- 7 Drain the jaw lines. Stroke-back to the ears and work the ears.
- 8 Drain jaw and forehead together one after the other. Fingers back along the jaw, palms over forehead to ears.
- 9 Make as if to "scoop" the jaw, then slide-down the throat to the collarbone. Stroke under collarbone to shoulder.
- 10 Press down on shoulder front then pivot and press with the heel of the hand.
- 11 Slide up back of shoulder and work the base of the occipital ridge.
- 12 Cradle movement is optional for neck.
- 13 Work neck reflex on feet if client's neck is stiff or unable to be worked on.
- 14 Commence with application of the prescribed Dermalogica Complex and Masque portion of the treatment.



Step 2: Press over the forehead vertical lines.



Step 7: Drain the jawline.



**skin condition**

Sensitive or sensitized skin.

**introduction**

The UltraCalming™ Skin Relief Massage can be incorporated into your skin treatment at the massage stage. In addition to helping to improve breathing and calming the psyche while relaxing the body, these techniques remove accumulated stress in the face, including the sinuses, head and eye muscles. Clients will experience reduced swelling of the tissues, which will help with redness commonly experienced by those with sensitive or sensitized skin. Skin will be revitalized and skin health will be dramatically improved.

**treatment time**

10 minutes

**contraindications**

Check your client's Dermalogica Consultation Card for any skin or medical conditions that might contraindicate a product selection.

# UltraCalming™ skin relief massage

- 1** Perform inhalation techniques: cup hands over face while encouraging client to do deep abdominal breathing; hold hands over the nose and mouth area for 3 deep abdominal breaths.
- 2** Place hands together on the sternum, palms flat to the skin, perform light pressure in a clockwise motion. On the exhale breath, 3x.
- 3** Move hands out to the anterior axillae and press shoulders down to the bed 3x. Pivot hands to cup the shoulders and press towards the feet, 3x.
- 4** Bring the hands around the shoulders and with whole hands stroking behind the shoulders bring to the base of the skull, stretch the spine gently by pulling towards your body, 3x.
- 5** Reposition hands slightly and using the middle finger on both hands, stroke upwards on the governing meridian to the occipital ridge. Pulse with middle finger on (GV 16) stress point, 3x.
- 6** Bring hands out from behind the head and stroke the jaw and cheeks with fingers, and then the forehead with the fleshy part of the thumbs simultaneously, 3x.
- 7** Pulse with the middle finger to temple (Tai Yang), 3x.
- 8** Using the fleshy part of the thumb stroke over the brows and follow with cushioned forefinger stroking under the eyes draining to the temporal lymph node.
- 9** Stroke under the eyes with middle fingertips and pinch the eyebrows between thumb and forefinger to the end of the eyebrows, 3x.
- 10** Pulse with the middle finger at the inner eye socket (B1), 3x.

*continued on the next page*



Step 1: Perform inhalation techniques.



Step 2: Place hands on sternum.



Step 5: Reposition hands and use middle finger.



Step 9b: Pinch eyebrows between thumb and forefinger.

# UltraCalming™ skin relief massage continued

- 11** Move up to the inner brow bone and pulse (B2), 3x.
- 12** Pulse at the end of the brow near the temples (TH23).
- 13** Using the sides of the thumbs, press by rolling on the zygomatic bone at the mid point of each eye (S2), 3x.
- 14** Rest thumbs together above the brows and press with cushioned forefinger at the side of the nose, drain above the cheekbone under the eye. Move down and press (LI 2) drain under the cheekbone, 3x.
- 15** Repeat step 8, then step 6.
- 16** Move to the décolleté and finger stroke outward with light pressure up the chest, neck and face. Finish by covering the eyes hold and feather off over eye lids.



**skin condition**

Mature or prematurely-aging skin.

**introduction**

Add this specific treatment for the eyes to the Eye Firm MicroZone® treatment, or any treatment that could benefit from additional attention to the eyes. Special techniques help hydrate, firm, revitalize, tighten and smooth this delicate area that is the first to show the signs of aging.

**treatment time**

5 minutes

**contraindications**

Check your client's Dermalogica Consultation Card or MicroZone® Consultation Card for any skin or medical conditions that may contraindicate a product selection.

## eye drainage massage

- 1 Pulse with the middle finger to temple (Tai Yang), 3x.
- 2 Using the fleshy part of the thumb, stroke over the brows and follow with cushioned forefinger, stroking under the eyes draining to the temporal lymph node.
- 3 Stroke under the eyes with middle finger and pinch the eyebrows between thumb and forefinger to the end of the eyebrows, 3x.
- 4 Pulse with the middle finger at the inner eye socket (B1), 3x.
- 5 Move up to the inner brow bone and pulse (B2), 3x.
- 6 Pulse at the end of the brow near the temples (TH23), 3x.
- 7 Using the sides of the thumbs, press by rolling on the zygomatic bone at the midpoint of each eye (S2), 3x.
- 8 Repeat Steps 4, 5 and 6.
- 9 Finish by butterfly over the eyes, hold and feather off over eyelids.



Step 2: Using fleshy part of thumb stroke over brows.



Step 7: Use sides of thumbs and roll on zygomatic bone.

**skin condition**

Mature or prematurely-aging skin.

**introduction**

Add this specific treatment for the lips to the Lip Renewal MicroZone® treatment, or any treatment that could benefit from additional attention to the lips. These specific, targeted techniques help repair, condition, firm, erase and restore for a fuller, more conditioned mouth.

**treatment time**

5 minutes

**contraindications**

Check your client's Dermalogica Consultation Card or MicroZone® Consultation Card for any skin or medical conditions that may contraindicate a product selection.

## lip energizing massage

- 1 **Pressure points around mouth**  
Using both index fingers from the center of the upper lip, apply 10 pressure points, following around the outside of the mouth, pause at the center of the lower lip. Repeat back around to the upper lip, follow with an outward drain above and below the lips with index and middle finger 2x. Repeat the full routine (3 times).
- 2 **Flick buccinator**  
With thumbs, apply a swift lifting movement to the sides of the mouth with both thumbs 6x. Follow with an outward drain above and below the lips with index and middle finger 2x. Repeat the full routine (3 times).
- 3 **Jaw pumping**  
With fingers below the jaw and thumbs above in line with the jaw, apply gentle pumps starting at the chin along the jaw line towards the ear. Slide back with fingers, 3x. Drain the jaw by linking the fingers at the chin and feather back toward the ear 3x. Repeat the full routine (3 times).



Step 1: Pressure points around mouth.



Step 2: Flick buccinator.





# dermalogica touch therapies

Dermalogica Touch Therapies are 15 to 20 minute sessions of extra attention where your clients need it most! Combining the power of touch with your knowledge of the body can be the personal attention your client needs for sound body and mind. Touch Therapies are intensive, “add-on” treatments that fit right into your treatment regimen, as they can be performed during the masque phase. Most importantly, your client

can select the treatment that will best address their needs that very day.

Learn the techniques live and hands-on in our exclusive Touch Therapy treatment classes! Each semester, Dermalogica offers a new Touch Therapy treatment: simply enroll to learn a step-by-step Touch Therapy you can immediately implement into your menu of services.

We are constantly updating and adding on to our Touch Therapy treatments. Be sure to check your country’s class calendar to see which Touch Therapy we’re teaching now!



# dermalogica touch therapies



**AGE Reversal Touch Therapy:**

For all skin conditions, especially mature or prematurely-aging. Release tension and initiate relaxation while targeted premiere movements stimulate skin renewal and repair. This Touch Therapy is helpful in smoothing and diminishing the visible signs of aging.



**Stress Relief Scalp Touch Therapy:**

For all skin conditions. Loosen tension in the neck, forehead and upper shoulders with gentle pressure and massaging movements that calm and deliver relaxing benefits.



**Stress Relief Back Touch Therapy:**

For all skin conditions. Every client can benefit from special attention paid to the neck, arms and back. Relieve stress and anxiety while helping to loosen tight muscles for all-over relief.



**Reflex Point Touch Therapy:**

For all skin conditions. This amazing foot treatment relieves pressure on nerve endings, which can put stress on the neural pathways and trigger reactions in the corresponding organ.



**Stress Relief Hand and Arm Touch Therapy:**

For all skin conditions. Relax your client while relieving pain with extra massage movements that focus on the arms, hands and fingers.



**Targeted Neck and Shoulder Touch Therapy:**

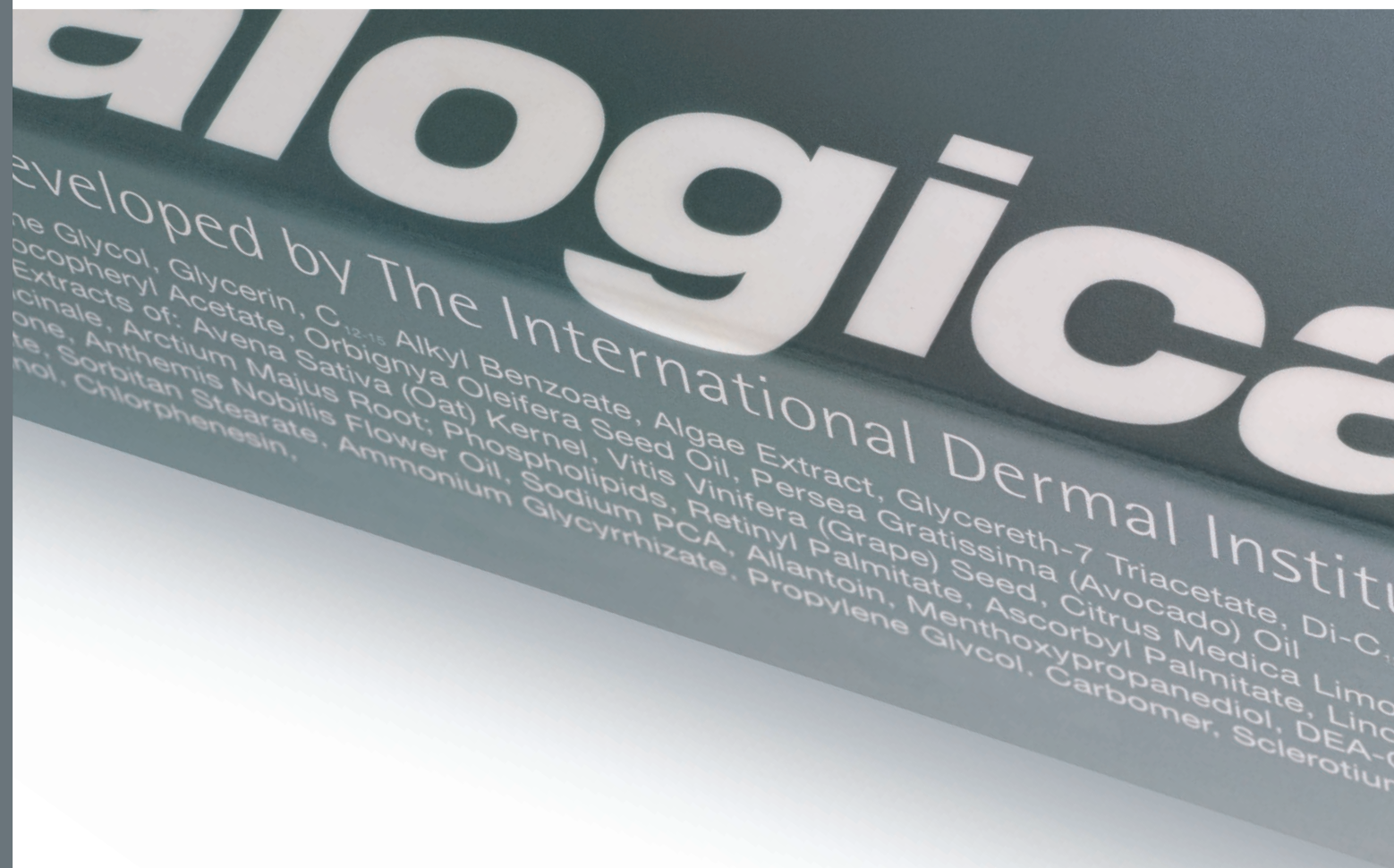
For all skin conditions. Focus on the full range of upper body muscles that contribute to head, neck and shoulder tension to promote relief of stress, a major contributor to health complaints and skin issues.



# ingredient analysis a-z

Phenomenal products start with great ingredients! The following is a complete list of ingredients commonly used in the Dermalogica line. Because the earth's ecology is important to us, we select our ingredients, whenever possible, from renewable resources. Our packaging is also either fully recyclable or biodegradable. Dermalogica's strict

manufacturing process ensures that only the most potent and pure ingredients ever get used in our formulas, ensuring that only the best ever reaches your clients' skin. We never use sensitizing Lanolin, comedogenic agents, mineral oil, drying S.D. alcohol or artificial colors and fragrances in our products.



# ingredient analysis a-z

## A

### Acetyl Tetrapeptide-15

A tetrapeptide that targets neurosensitive skin by decreasing the release of pro-inflammatory mediators and increasing the skin's sensitivity tolerance threshold, making skin less reactive and diminishing sensations of pain and discomfort

### Activated Binchotan Charcoal

A form of Charcoal made from Japanese Ubame wood that powerfully adsorbs, or binds to remove, excess oil and impurities from the skin.

### Aesculus Hippocastanum (Horse Chestnut) Seed Extract

Assists in controlling sebaceous gland secretions.

### Alaria Esculenta

A seaweed from the British Isles rich in essential fatty acids assists in reinforcing the skin's barrier lipid layer. Powerful antioxidants nourish skin while stimulating collagen production and Hyaluronic Acid formation.

### Aleurites Moluccana Seed Oil

An excellent source of gamma linoleic acid, Kukui Nut Oil smooths skin while moisturizing. Used to treat dry, chapped, irritated skin.

### Algae Extract

A rich source of sugars and amino acids derived from marine algae.

### Algin

Stabilizer derived from Algae, used as a thickener.

### Allantoin

Derived from the Comfrey Root, this botanical extract is an excellent soothing and healing agent.

### Alisma Plantago Aquatica Extract

Derived from Water Plantain. Hydrates, soothes and conditions skin.

### Allium Sativum (Garlic) Bulb Extract

Allicin, a major ingredient of fresh garlic extract exerts various beneficial effects including broad spectrum antimicrobial activity and acts as an anti-inflammatory.

### Allyl Methacrylates Crosspolymer

A carrier vehicle for essential oils.

### Alnus Firmifolia Fruit Extract

Derived from the seed of the Japanese Alder Tree, this extract scavenges free radicals, controls enzyme degradation of key tissue components of the skin and stimulates DNA repair enzymes.

### Aloe Barbadensis Leaf Juice

Softening, soothing and healing agent.

### Alpha-Glucan Oligosaccharide

A sugar molecule that is bio-selective, meaning it stabilizes the microflora of the skin by encouraging growth of specific non-odor causing bacteria.

### Altermonas Ferment Filtrate

Highly purified exopolysaccharides synthesized by Kopara microorganisms found in the Pacific French Polynesian waters of Moorea. Induces the production of hyaluronic acid, filaggrin & lipid synthesis for optimal skin barrier function and hydration.

### Aminomethyl Propanol

pH adjuster.

### Aminopeptidase

Enzyme that helps loosen cell cohesion while stimulating digestion of keratin protein in the epidermis.

### Amyris Balsamifera Bark Oil

Commonly known as Sandalwood. Used for its aromatic and stimulating properties.

### Angelica Archangelica Extract

antibacterial agent with soothing properties.

### Aniba Rosaeodora (Rosewood) Wood Oil

Calming, sedating and nourishing agent.

### Annato (CI 75120)

Yellow to pink vegetable dye from a tropical tree.

### Anthemis Nobilis Flower Extract/Oil

Calming, soothing and anti-inflammatory agent.

### Arachidyl Glucoside

A vegetable derived, biodegradable emulsifier. Provides a light feel and is easily absorbed.

### Arctium Lappa Root Extract

Essential Oil derived from Burdock Root. Anti-inflammatory agent.

### Argania Spinosa Kernel Oil

Idigenous to South Morocco Argan Oil is rich in fatty acids and natural tocopherols which preserve cell integrity. Nourishing to the skin and effective in restoring the skin barrier.

### Arginine

An essential amino acid used as a conditioning agent.

### Arginine/Lysine Polypeptide

A peptide that acts as a sugar trap, binding free sugar that would react with proteins to form Advanced Glycation End-products (AGEs). Provides an anti-glycation effect.

# ingredient analysis a-z

## **Arnica Montana Flower Extract**

A soothing botanical, excellent for calming skin.

## **Artemisia Vulgaris Extract**

Derived from the Mugwort plant, this extract is rich in amino acids, proteins and cell membrane carbohydrates. A powerful anti-irritant and anti-inflammatory agent that reduces redness and irritation.

## **Arundinacea (Bamboo) Stem Extract**

A physical exfoliant from the node of a Bamboo stem. More than 75% Silica, it provides superior exfoliation for improved skin tone and brightening.

## **Ascophyllum Nodosum Extract**

Inhibits Tyrosinase activity and transfer of melanosomes to keratinocytes. Stops the messenger that triggers melanin synthesis.

## **Ascorbic Acid**

Vitamin C, antioxidant, essential for collagen synthesis, water-soluble.

## **Ascorbyl Glucoside**

Helps brighten surface spots, helps control oxidation.

## **Ascorbyl Palmitate**

Oil-soluble, super-stable form of Vitamin C. Antioxidant.

## **Ascorbyl Tetraisopalmitate**

Oil-soluble, super-stable form of Vitamin C. Antioxidant.

## **Aspalathus Linearis Leaf Extract**

From the South African Red Bush Rooibos. Contains strong antioxidant polyphenols. A rich source of vitamins and minerals.

## **Avena Sativa (Oat) Kernel Extract, Protein or Flour**

Moisturizes, soothes, calms irritation; anti-inflammatory properties

## **Avobenzone**

Chemical sunscreen absorbing UVA radiation. Also known as Butyl Methoxydibenzoylmethane.

## **B**

### **Bacillus Ferment**

A source of bacterial protease enzymes that helps loosen cell cohesion while stimulating digestion of keratin protein in the epidermis.

### **Bambusa Vulgaris Leaf/Stem Extract**

Bamboo is the richest source of natural Silica, containing over 70% organic Silica. Silica is lost in the skin as we age. Silica stimulates chondroblasts providing strength and resilience to collagen and elastin.

### **Bentonite**

Called the Clay of a thousand uses. It thickens lotions, stabilizes formulas and purifies skin.

### **Benzophenone-4**

A soluble sunscreen, absorbs UVA; antioxidant.

### **Berberis Vulgaris Extract**

A floral extract that contains essential oil and Malic Acid. Used as an antiseptic.

### **Beta-Carotene**

Pigment that gives Carrots their orange color. A precursor to Vitamin A, it helps maintain healthy skin and hair.

### **Betula Alba Bark Extract**

Stimulates increased blood flow hence speeding healing.

## **Biosaccharide Gum-4**

Obtained by a biotechnological fermentation process using plant sorbitol (of corn origin) and autolytic yeast extract (*Saccharomyces cerevisiae*). Creates a unique gel matrix that forms a protective barrier against UV rays and environmental pollutants.

## **Biotin**

Assists in regulating sebaceous gland secretions by inhibiting 5-alpha reductase enzyme activity while scavenging free radicals.

## **Bisabolol**

A resin obtained from Chamomile. Reduces sensitivity, redness and inflammation.

## **Bis-Diglyceryl Polyacyladipate-2**

An emollient and lubricant to skin.

## **Bixa Orellana Seed Oil**

Commonly referred to as Annatto provides natural golden color to products. Annatto's high carotenoid content provides antioxidant properties.

## **Boerhavia Diffusa Root Extract**

Targets neurogenic inflammation and restores tissue integrity by limiting the activity of pro-inflammatory agents, as well as promoting the production of natural anti-inflammatory agents in the skin. Soothing properties restore skin to a normal sensitivity level, providing immediate and long-lasting effects.

## **Borago Officinalis Seed Oil**

A rich source of the fatty acid, gamma linoleic acid, required for maintaining proper lipid barrier properties.

## **Boron Nitride**

Provides lubricity and a silky feel to skin.

# ingredient analysis a-z

## **Brassica Campestris/Aleurites Fordi Oil Copolymer**

A conditioning agent derived from a vegetable oil.

## **Bromelain**

An enzyme derived from Pineapple. Helps digest keratin protein and promote exfoliation.

## **Butylene Glycol**

A humectant that attracts and holds water. Softens and moisturizes skin.

## **Butyrospermum Parkii (Shea Butter)**

Extracted from the fruit of the Shea Tree, found only in Africa, where it has been used for centuries. Shea Butter penetrates into the skin and moisturizes.

## **C**

### **C12-15 Alkyl Benzoate**

An emollient. Gives skin a smooth, silky feel.

### **Caesalpinia Spinosa (Tara) Fruit Extract**

Derived from a small leguminous tree or thorny shrub native to Peru. Helps preserve the skin's natural barrier function, and inhibit penetration and adherence of environmental pollutants.

### **Caffeine**

Assists in regulating sebaceous gland secretions by inhibiting 5-alpha reductase enzyme activity while scavenging free radicals. Helps constrict and reduce redness.

### **Calendula Officinalis Flower Extract**

Derived from the flowers of golden Marigolds. Used to soothe inflammation of the skin.

### **Calophyllum Inophyllum (Tamanu) Oil**

A South Pacific oil extracted from the seeds of the Ati Tree. Highly beneficial

as an antioxidant, anti-bacterial and skin-soothing agent. Helps inhibit the breakdown of lipid-rich cell membranes from free radicals.

### **Camellia Japonica Oil**

Also known as Tsubaki or Dongbaek Oil, this member of the tea family comes from a small flowering tree native to Korea and Japan. It provides twice the antioxidant protection of Vitamin E, Grapeseed Oil and Rosehip Oil, and helps combat ROS.

### **Camellia Oleifera Leaf Extract**

Extract from Green Tea. A powerful antioxidant with anti-inflammatory properties.

### **Camellia Sinensis Leaf Extract**

Extract from Green or White Tea. A powerful antioxidant with anti-inflammatory properties.

### **Camphor**

A cooling and antiseptic extract with firming and toning properties to the skin. Extracted from the bark of 50-year-old trees in China, Borneo and Japan.

### **Cananga Odorata Flower Oil**

A natural extract obtained by distillation from the flowers of the tropical Asiatic evergreen shrub. Used to soothe skin.

### **Caprylic / Capric Triglyceride**

An emollient that promotes penetration of ingredients into skin.

### **Caprylyl Glycol**

An alcohol, derived from a plant which is used as an emollient.

### **Carbomer**

Used as a thickening, suspending and stabilizing agent.

## **Carica Papaya Fruit Extract**

A fruit grown in tropical countries, the enzyme Papain has a keratin protein digesting ability that aids in exfoliation.

## **Carrageenan**

A plant derived thickener and co-emulsifier; improves product stability and shelf life.

## **Carthamus Tinctorius (Safflower) Oleosomes**

The Oleosomes from the Safflower plant are specialized structures within the seeds in which plants store energy in the form of oil. These structures serve as carriers for actives which release upon coming in contact with the skin.

## **Carthamus Tinctorius (Safflower) Seed Oil**

Oil expressed from the flower resembling a thistle. Used for skin softening.

## **Cassia Angustifolia Seed Polysaccharide**

This natural polysaccharide forms a protective film on the skin that strongly binds water and fills up fine lines, smoothing the skin's surface which increases light reflection contributing to skin radiance.

## **Cedrus Atlantica Bark Oil**

Antiseptic, sedative and astringent properties. Helps to relieve itching, eczema and dermatitis.

## **Centaurea Cyanus Flower Extract**

An anti-inflammatory extract obtained from the flowers of the plant. Very soothing and sedating to the skin. Similar in action to the essential oil of Chamomile called Azulene.



# ingredient analysis a-z

## **Centella Asiatica Extract**

Extract from the leaves or roots of Hydrocotyl Asiatica. Listed in Indian Ayurvedic medicine to combat excessively dry skin. Particularly suited to the fragile skin around the eyes and is used as an anti-inflammatory.

## **Centipeda Cunninghamii Extract**

Derived from the Sneezeweed plant, an excellent anti-inflammatory.

## **Ceteareth-20**

A fatty alcohol that lubricates skin.

## **Cetearyl Alcohol**

Emulsifier; an emollient and stabilizing agent.

## **Cetyl Alcohol**

A lubricating emollient and emulsion stabilizer; it is waxy, crystalline and solid in form.

## **Cetyl Dimethicone**

An emollient, protective Silicone derivative.

## **Chamomillia Recuitita (Matricaria) Flower Extract**

Skin smoothing and anti-inflammatory flower extract.

## **Chlorella Extract**

Helps increase collagen production and inhibits MMPs for increased skin firmness and reduced skin redness.

## **Chrysanthemum Parthenium (Feverfew) Extract**

An herb derived from Southeast Asia. A member of the Chamomile family with cooling and analgesic properties.

## **Cinnamomum Zeylanicum Bark Powder or Extract**

Fragrant extract and oil from the dried bark of cultivated trees. Excellent for treating acne.

## **Citric Acid**

A preservative and pH adjuster.

## **Citrullus Vulgaris (Watermelon) Fruit Extract**

Contains Citrulline an alpha amino acid that is essential to the functioning of several important proteins including basic histones and filaggrin, which forms a critical part of the skin's own water based moisturizing complex.

## **Citrus Aurantifolia (Lime) Fruit Oil or Extract**

An antiseptic essential oil that also provides a natural fragrance. Also a source of Vitamin C.

## **Citrus Aurantifolia Dulcis (Orange) Peel Oil**

A natural fragrant essential oil excellent for use on sensitive, irritated skin.

## **Citrus Aurantium Amara (Bitter Orange) Flower Extract or Oil**

A pale yellow volatile oil expressed from the fresh peel of a species of citrus and used as a natural fragrance.

## **Citrus Aurantium Dulcis (Orange) Fruit or Flower Extract**

A fragrant floral extract excellent for use on sensitive, irritated skin.

## **Citrus Grandis (Grapefruit) Fruit Extract and Peel Oil**

A fruit extract rich in flavonoids that inhibit Tyrosinase; a natural source of Vitamin C that inhibits melanogenesis.

## **Citrus Medica Limonum (Lemon) Peel Extract, Oil or Fruit Extract**

A natural source of Vitamin C and antioxidant bioflavonoids. Protects skin against damage from reactive ozone. Used as an anti-inflammatory.

## **Citrus Nobilis (Mandarin Orange) Peel Oil**

Soothing, sedating oil; provides toning action to skin.

## **Citrus Paradisi (Grapefruit) Oil**

An aromatic essential oil derived from Grapefruit. Helps promote hair health, and has antioxidant and antiseptic properties.

## **Citrus Unshiu Peel Extract**

Brighteners that help control melanin biosynthesis to help even out skin tone and control hyperpigmentation.

## **Cocamidopropyl Betaine**

A gentle surfactant that cleanses the skin; leaves it soft and supple.

## **Cocamidopropyl PG-Dimonium Chloride Phosphate**

A very mild anti-microbial.

## **Coco-Glucoside**

A gentle surfactant agent derived from coconut.

## **Cocos Nucifera (Coconut) Oil**

Strengthens the hair cuticle and moisturizes the hair shaft.

## **Codium Tomentosum Extract**

A green Algae with a velvety appearance. Contributes to immediate and long-term moisturization through the Marine Moisturizing Factor (MMF).

## **Colloidal Oatmeal**

A complex fraction containing proteins, lipids, carbohydrates and beta-glucan, derived from grinding Oat Grain. Soothes skin while gently aiding in the microfoliation process.

## **Colloidal Silver**

Disables the enzyme that P. Acnes use for oxygen metabolism.

# ingredient analysis a-z

## **Corallina Officinalis Extract**

A calcified Red Seaweed rich in calcium and micronutrients. Promotes cellular cohesion, promoting an improved tissue architecture and firming effect to skin.

## **Cordyceps Sinensis Extract**

Mushroom extract that reduces short and long term skin redness and inflammation.

## **Coriandrum Sativum (Coriander) Fruit Oil or Powder**

An essential oil with stimulating/warming properties.

## **Corylus Avellana (Hazel) Seed Oil**

Skin conditioning agent extracted from the Hazelnut tree.

## **Crambe Abyssinica (Abyssinian) Seed Oil**

Lightweight seed oil with a high percentage of unsaturated C22 fatty acids. Helps smooth skin and maintain critical moisture balance.

## **Crithmum Maritimum Extract**

Also know as sea fennel high radical scavenging activity and antioxidant properties.

## **Cucumis Sativus (Cucumber) Fruit Extract**

A cooling, healing agent that soothes irritated skin.

## **Cupressus Sempervirens Oil**

Essential oil derived from the Cypress Tree that is used for its aromatic properties.

## **Curcuma Longa (Turmeric) Root Extract**

Derived from an East Indian herb. Used for its antiseptic properties and fragrance.

## **Cyclodextrin**

A carrier vehicle for essential oils and other actives.

## **Cyclomethicone**

A Silicone skin adherent. Reinforces the barrier layer of skin.

## **Cyclopentasiloxane**

An emollient Silicone that provides a silky, smooth feel to skin. Reinforces the barrier layer of skin.

## **Cymbidium Grandiflorum (Orchid) Flower Extract**

Known for its moisturizing, free radical-fighting, fine line-reducing properties. Helps seal in moisture while balancing the skin's NMF.

## **Cymbopogon Martini Oil**

Essential oil with antiseptic and soothing properties.

## **Cymbopogon Nardus (Citronella) Oil**

Essential oil with antiseptic properties, used for fragrance.

## **Cymbopogon Schoenanthus Oil**

Extract of Lemongrass. Used as astringent, as a component of essential oil blends and used for fragrance.

## **Cynara Scolymus (Artichoke) Leaf Extract**

Excellent anti-microbial agent with antiseptic properties.

## **D**

## **Daucus Carota Sativa (Carrot) Seed Oil**

Rich in carotenoids, easily assimilated antioxidants. Also a natural source of vitamins A, B, C, D and E which contribute to skin rejuvenation.

## **Diatomaceous Earth**

A porous and pure form of Silica formed from fossil remains of Algae. Absorbs up to four times its own weight in water. Absorbent and refining.

## **Di-C12-15 Alkyl Fumarate**

A skin conditioning agent that leaves skin smooth and non-greasy.

## **Dicaprylyl Maleate**

A dry silky emollient used as a skin conditioning agent.

## **Diglucoyl Gallic Acid**

Helps control melanogenesis, reduce pigmentation spots and inhibit skin redness.

## **Dimethicone**

A protective Silicone that gives slip and velvety feel to product while enhancing barrier function.

## **Dimethicone/ PEG-10/15 Crosspolymer**

Silicone with emollient and skin conditioning properties.

## **Dimethicone/Vinyl Dimethicone Crosspolymer**

A Silicone derivative that provides a smooth, velvet feel to skin while enhancing the barrier function.

## **Dimethiconol**

A silicone derivative that helps reinforce the barrier layer of skin to prevent desiccation often associated with sun exposure.

## **Dioscorea Villosa (Wild Yam) Root Extract**

A nutritional extract; used in cosmetics that control skin aging.



## Dipeptide-2

As an Natural Moisturizing Factor (NMF), it helps keep the intercellular structure of the epidermis intact, facilitates the skin's healing process, prevents dermal irritation and conditions the skin.

## Dipotassium Glycyrrhizate

Derived from the Licorice root, this active agent is an anti-inflammatory that inhibits release of histamine while slowing the arachidonic acid cascade associated with inflammation.

## Dipterocarpus Turbinatus Wood Oil

From the Gurjun Tree can be sustainably harvested by tapping the tree. The oil imparts a natural woody fragrance.

## Disodium Cocoamphodipropionate

A derivative of Coconut Oil, expressed from kernels of the Coconut. Lathers readily and is a skin cleanser.

## Disodium EDTA

A stabilizer used in cosmetics to prevent ingredients in a given formula from binding with trace elements that can exist in water and other ingredients – the technical term for this function is a chelating agent.

## Disodium Lauroamphodiacetate

A surfactant.

## Disodium Lauryl Sulfosuccinate

A surfactant with foaming and cleansing properties.

## E

### Echinacea Purpurea Extract

Has anti-bacterial and anti-inflammatory properties.

### Elettaria Cardomomum Seed Oil

Excellent antioxidant and high in anti-inflammatory properties.

## Enantia Chlorantha Bark Extract

Assists in regulating sebaceous gland secretions by inhibiting 5-alpha reductase enzyme activity while scavenging free radicals.

## Epilobium Angustifolium Extract

Commonly known as Canadian Willowherb. Has anti-irritant properties for skin and reduces redness.

## Equisetum Arvense or Hiemale Extract

Rich in minerals the body uses to rebuild injured tissue. Facilitates the absorption of calcium by the body; helps eliminate excess oil from skin; firming and tightening action.

## Eucalyptus Globulus Leaf Extract or Oil

Liquid from fresh leaves of Eucalyptus Tree. Used as an antiseptic.

## Eugenia Caryophyllus (Clove) Flower / Leaf Extract or Oil

A homeopathic analgesic used to control pain and discomfort; also acts as an antiseptic. Active agent is Eugenol, used in baby teething formulas and in dentistry to provide temporary relief of pain.

## Evodia Ruteacarpa (Wu-Zhu-Yu) Fruit Extract

Rich in powerful anti-inflammatory properties; boosts microcirculation to enhance skin radiance and luminosity.

## F

### Farnesol

Derived from Linden Blossoms and Orange Flower Oil. Inhibits bacteria that generate metabolites responsible for body odor.

### Ferula Foetida Root Extract

Also known as giant fennel. Slows

enzyme activity inhibiting melanin formation. Helps brighten skin.

## Ferulic Acid

A potent, water-soluble antioxidant and UV light absorber.

## Ficus Carica (Fig) Powder

From the fruit seed. Powder smooths skin by removing dead, dulling cells.

## Fomes Officinalis (Mushroom) Extract

Source of Agaric Acid, which has naturally-astringent yet non-drying properties to quickly reduce pore visibility and size.

## Fraxinus Excelsior Bark Extract

Common Ash Tree native to Britain. Contains fraxin and esculin which present strong vasculo-protective properties. Excellent for reduction of under-eye puffiness.

## Fructose

A naturally occurring sugar with moisture binding and skin-softening properties.

## Fucus Vesiculosus Extract

Moisturizing; nourishing properties.

## Fumaria Officinalis Flower / Leaf / Stem Extract

Leaves yield a juice with medicinal properties. Purifying, skin clearing.

## Fumaric Acid

Derived from European plant, Fumitory. Protects tissues from ozone damage. A component of *Anti-Ozonate Complex*.

## G

### Galactoarabian

A complex sugar molecule derived from the Larch Tree that stimulates the skin's natural exfoliation process while enhancing AHA-induced exfoliation.

## Gardenia Tahitensis Flower

From the Tahitian flower Tiare, it is a soothing, nourishing skin protectant. collagen cross-linking. Helps shield skin from UV-induced photodamage.

## Geranium Maculatum Oil

The roots of this plant are anti-inflammatory and soothing. Used for skin irritations and dermatitis.

## Ginkgo Biloba Leaf Extract

A rich source of catechins, tannins and other plant actives that provide antioxidant protection and stimulate blood flow and oxygen consumption in tissues.

## Glucosamine HCl

A low molecular weight glycosaminoglycan component of the acid-free exfoliator skin modulator system that stimulates cell sloughing and cell renewal.

## Glucose

A monosaccharide sugar found in most plants assists in skin hydration.

## Glycereth-7 Triacetate

A conditioning emollient.

## Glycerin

A humectant that attracts and holds moisture.

## Glyceryl Stearate

An emulsifier and skin conditioner.

## Glycine Soja (Soybean) Oil, Protein or Seed Extract

An amino acid-rich extract that helps smooth, aids in wound healing, stimulates elastin and collagen synthesis and increases oxygen in tissues.

## Glycolipids

Plant-derived ceramides that help the skin bind and retain moisture while restoring the barrier function of skin.

## Glycyrrhetic Acid

Derived from Licorice root. Soothes skin and is used as an anti-inflammatory. Controls melanin synthesis.

## Glycyrrhiza Glabra (Licorice) Extract, Root Extract or Leaf Oil

Extracted from the Licorice plant. Inhibits melanin biosynthesis while scavenging free radicals. Rich in polyphenols that act as antioxidants.

## H

### Hamamelis Virginiana (Witch Hazel) Water or Extract

A plant extract with astringent properties.

### Hedera Helix (Ivy) Leaf / Stem Extract

Extract of Evergreen plant. A natural cleansing extract, has skin refining actions. Firming and tightening to the tissues.

### Helianthus Annuus (Sunflower) Seed Oil or Extract

A bland, pale yellow oil containing Vitamin E. Forms a "skin" after drying.

### Hesperidin Methyl Chalcone

Derivative of Flavonoids present in citrus fruits. Increases vascular integrity (strengthens capillaries) and decreases capillary permeability (leaking), anti-edematous properties excellent for reduction of under-eye puffiness.

### Hexanoyl Dipeptide-3 Norleucine Acetate

An encapsulated peptide that competes with the two natural proteins that contribute to the desmosome connection between cells, therefore weakening the

snap-like connection and facilitating cell sloughing.

### Hibiscus Esculentus Fruit Extract

An extract derived from the flowers of the Hibiscus plant. Rich in Pyruvic Acid which stimulates cell turnover.

### Homosalate

Broad spectrum sunscreen.

### Honey (Mel)

A humectant from the nectar of flowers.

### Humulus Lupulus (Hops) Extract

Derived from the fruit of the Hop plant, aids in wound healing and soothing irritation.

### Hydrastis Canadensis (Golden Seal) Extract

Derived from the plant Rhizome; used for its antiseptic and anti-inflammatory properties.

### Hydrogenated Castor Oil

Derived from Ricinus Communis (Castor) Seed. Used as a skin conditioning agent.

### Hydrogenated Coconut Oil

Derived from Cocos Nucifera (Coconut) Oil. Used as a skin conditioning agent.

### Hydrolyzed Algin

Derived from Algae or Seaweed. A humectant and conditioning agent that may be combined with Zinc Sulfate to regulate sebum levels, inhibit acne bacteria and reduce irritation.

### Hydrolyzed Glycosaminoglycans

A mixture of plant derived components similar to the natural Glycosaminoglycan molecules found in the skin's extra-cellular matrix. Contains primarily Hyaluronic Acid, lipids and sugars.

# ingredient analysis a-z

## Hydrolyzed Pearl

Rich in amino acids, calcium, sugars and proteins that stimulate cell renewal, fight glycation and help to fight pigmentation by inhibiting Tyrosinase and enhancing skin luminosity.

## Hydrolyzed Soy Protein

Skin conditioning agent derived from Soybean. Firms and conditions skin.

## Hydrolyzed Wheat Protein

Smaller fragments of Wheat Protein that condition skin.

## Hydroxy-Methoxyphenyl Decanone

Synthetically-made, but nature-identical to actives found in plants of the Ginger family, this ingredient is a highly-potent Hyaluronic Acid booster, antioxidant and anti-irritant.

## Hydroxyphenyl Propamidobenzoic Acid

Synthetic avenanthramide (Oat active) used to boost the efficacy of natural Oat.

## Hydroxypropyl Cyclodextrin

A carbohydrate compound used as a diluting ingredient for powders; used as a thickener in creams and liquids.

## Hypericum Perforatum Extract

St. John's Wort, anti-inflammatory and astringent properties.

## Hyssopus Officinalis Extract

Essential oil used for its fragrance and skin conditioning properties.

## I

## Ilex Paraguariensis Powder

Liquid from fresh leaves of Eucalyptus Tree. Used as an antiseptic.

## Iron Oxides

Natural earth minerals that provide coloration to formula. Referenced by their

color index numbers CI 77491, CI 77492, CI 77499.

## Isodecyl Salicylate

The ester of Decyl Alcohol (a surfactant) and Salicylic Acid, used to stimulate cell renewal.

## Isododecane

An emollient that smooths skin.

## Isohexadecane

Used as an emulsifier and thickening agent in cosmetics.

## J

## Jasminum Officinale (Jasmine) Oil

An extract of the Jasmine flower. Used for fragrance. Provides moisturizing, soothing and healing properties. Excellent for sensitized skin.

## Juglans Regia (Walnut) Seed or Shell Powder

From the Noix de Grenoble walnut, a rich source of bioflavonoids that scavenge free radicals, protecting the skin against further environmental aggressions.

## Juniperus Virginiana (Juniper) Oil

Antiseptic used as an astringent. Helps clear and tone.

## K

## Kaolin

A white powder clay, obtained from Kaoling Hill in Southeast China. Used for its oil-absorbing properties. Helps refine pores and clear congestion.

## Kappaphycus Alvarezii Extract

A skin-conditioning seaweed extract from Red Algae. Helps preserve the skin's natural barrier function, and inhibit penetration and adherence of environmental pollutants.

## L

## Lactamide MEA

A gentle skin conditioning agent.

## Lactic Acid

Retextures skin's surface and stimulates cell renewal and cell turnover. An alpha hydroxy acid that diminishes the cohesion of surface cells and subsequently, prevents the thickening of the Stratum Corneum by inducing exfoliation. Helps control melanin synthesis, hydrates skin and stimulates ceramide production.

## Lactobacillus/Pumpkin Fruit Ferment Filtrate

Helps exfoliate surface cells to smooth, enhance skin tone and eliminate dark spots.

## Laminaria Ochroleuca

Also known as Brown Algae or Golden Seaweed, inhibits Tyrosinase activity and transfer of melanosomes to keratinocytes. Stops the messenger that triggers melanin synthesis.

## Lavandula Angustifolia (Lavender) Flower/Leaf/Stem Extract or Oil

A natural analgesic effective in treating dermatitis and oily skin problems. Antiseptic and anti-inflammatory.

## Lavandula Hybrida (Lavandin) Oil

An essential oil obtained from a hybridization of two varieties of Lavender, Lavandula Angustifolia and Lavandula Latifolia. Has antiseptic, analgesic and calming aromatic properties.

## Lecithin

A natural antioxidant, emollient and emulsifier.

# ingredient analysis a-z

## Lens Esculenta (Lentil) Seed Extract

The lentil extract contains Vitamin B5 and trisaccharides assisting with tissue repair and replenishing nutrients to the skin.

## Leucine

An essential amino acid, conditions skin.

## Leuconostoc/Radish Root Ferment Filtrate

A novel antimicrobial peptide, derived through a fermentation process of (Leuconostoc a genus of gram positive bacteria) with radish. Inhibits the growth of a variety of bacteria and fungi to provide natural product preservation.

## Linoleic Acid

An essential fatty acid component of Vitamin F. Skin conditioner and smoothing agent that is critical for lipid barrier function of stratum corneum.

## Lipase

An enzyme that hydrolyzes triglycerides and helps condition skin.

## Lupinus Albus (Lupin) Seed Extract

A member of the legume family. Used as a humectant.

## Lysine

An essential amino acid, used to improve the condition of the skin.

## M

## Macrocystis Pyrifera Extract

A Brown Seaweed Extract, rich in polysaccharides and amino acids, that help moisturize and firm skin. Aids in smoothing skin texture.

## Madecassoside

A patented mixture of two compounds from Centella Asiatica (AKA Gotu Kola) that inhibit inflammatory mediators in the skin while treating inflammation. Helps normalize keratinocytes to control

development of flaky skin patches that result from erratic cell proliferation due to irritation while stimulating collagen biosynthesis.

## Magnesium Ascorbyl Phosphate

An antioxidant and skin conditioning ingredient. A stabilized form of Vitamin C, linked to collagen synthesis.

## Magnolia Grandiflora Bark Extract

The extract from the bark of Magnolia grandiflora is rich in magnolol and honokiol. They play an anti-inflammatory role in the inhibition of TNF $\alpha$ , an upstream mediator in the inflammatory reaction in acne.

## Mahonia Aquifolium Root Extract

Essential oil used for its astringent and antiseptic properties.

## Malic Acid

An alpha hydroxy acid commonly derived from fruit. Exfoliates the topmost layers of the epidermis by breaking apart the snap-like bonds (corneodesmosomes) that hold dead skin cells (corneocytes) together.

## Malva Sylvestris (Mallow) Extract

A plant gel which is soothing, healing and softening to skin. Excellent in reducing inflammation.

## Manganese Sulfate

Part of the hydrolyzed Algin complex that maintains metalloenzymes (collagenase, elastase, etc.) at optimum activity to repair damaged skin tissue.

## Mangifera Indica (Mango) Fruit Extract

Extract derived from Mango fruit, used for its natural fragrance properties.

## Medicago Sativa (Alfalfa) Seed Extract

Also known as Lucerne. Increases skin tone by stimulating collagen I synthesis and inhibiting MMP-1 activity, responsible for matrix degradation.

## Melaleuca Alternifolia (Tea Tree) Extract or Leaf Oil

Used for its antiseptic, analgesic and anti-bacterial properties, also aids in healing and soothing the skin.

## Melia Azadirachta Leaf Extract

From the Neem Tree which is native to India. Used as a natural green colorant, also imparts anti-fungal and anti-inflammatory properties.

## Melissa Officinalis Leaf Extract or Oil

From the leaves and flowers of the Balm Mint plant. Imparts an anti-bacterial and anti-inflammatory action that has a calming, soothing effect on the skin.

## Mentha Arvensis (Cornmint) Leaf Oil:

Used to help soothe irritation and remove congestion on the skin.

## Mentha Peperita (Peppermint) Oil

A natural essential oil which gives a distinct methol-like scent and provides a cooling sensation to the skin.

## Menthol

Imparts a "cool" feeling to skin. Derived from the Peppermint plant. Has an anti-inflammatory, anti-itching effect on skin.

## Menthoxypropanediol

Provides a cooling, soothing effect to skin.

## Methyl Gluceth-20

A humectant.

# ingredient analysis a-z

## Mica (CI 77019)

Any of a group of minerals that are found in crystallized, thin, elastic sheets that can be spread easily. Ground and widely used as a lubricant, coloring in cosmetics and to create an iridescence.

## Microcrystalline Cellulose

A plant-derived cellulose powder that binds other ingredients in a formula.

## Montmorillonite

A type of clay that is the main ingredient of Bentonite and Fuller's Earth. Has oil-absorbing properties.

## Morus Alba Root Extract

A native plant of Japan. Inhibits Tyrosinase activity, controlling melanin production. Used as an anti-inflammatory agent.

## Murraya Koenigii Leaf Oil

Native to India and often referred to as Black Neem. The highly aromatic oil extracted from the Curry Leaf possess antioxidant, anti-microbial and anti-inflammatory properties.

## N

## Na<sub>2</sub>Acetyl Glucosamine Phosphate

A precursor molecule, or building block, of Hyaluronic Acid that helps maintain Hyaluronic Acid in the skin.

## Naringenin

A natural polyphenol whose antioxidant properties include photoprotection and anti-inflammation.

## Nasturtium Officinale Extract

An extract from Nasturtium flowers that inhibits Tyrosinase, actively controlling melanin.

## Niacinamide

Assists in regulating sebaceous gland secretions by inhibiting 5-alpha reductase enzyme activity while scavenging free radicals.

## Nigella Sativa Seed Oil (Black Cumin)

Contains high amounts of Thymoquinone (TQ). TQ has been shown to have potent anti-inflammatory effects through the suppression of such proinflammatory mediators as postglandins.

## Nordihydroguaiaretic Acid

Regulates cell proliferation and sebaceous activity by decreasing overall lipid formation in the sebaceous glands. Anti-inflammatory properties.

## O

## Ocimum Basilicum (Basil) Oil

Used to calm inflammation and swelling in the skin.

## Octinoxate

Broad spectrum sunscreen. Also known as Octyl Methoxycinnamate.

## Octisalate

Broad spectrum sunscreen. Also known as Octyl Salicylate.

## Octocrylene

Broad spectrum sunscreen.

## Oenothera Biennis (Evening Primrose) Oil

An essential fatty acid oil, rich in Gamma Linoleic and Gamma Linolenic acids. Also known as Vitamin F. Hydrating to skin, it helps restore the moisture and lipid balance.

## Olea Europaea (Olive) Fruit/Leaf/Husk Extract or Oil

A water-soluble extract from the Olive fruit, rich in antioxidant polyphenols that help fight free

radical damage and control environmental aggressions. A rich source of Lactic Acid that aids in moisturization and helps promote cell renewal in the epidermis.

## Oleosome Encapsulation Technology

Moisture-rich spheres made from Safflower seeds, which allows for increased SPF performance while using fewer chemical sunscreens.

## Oligopeptide-34

A proprietary peptide that reduces (-MSH activity, inhibits Tyrosinase activity and melanosome transfer to cells. Helps prevent cellular discoloration for unsurpassed skin brightening.

## Oligopeptide-51

A peptide that inhibits Tyrosinase activity as well as overall melanin formation. Helps prevent cellular discoloration for unsurpassed skin brightening.

## Olive Oil PEG-7 Esters

An emollient derived from Olive Oil, used as a solubilizer and lubricant.

## Ophiopogon Japonicas Root Extract

A traditional Chinese herb with hydrophilic properties ideal for tightening intercellular junctions and restructuring barrier function.

## Orbignya Oleifera Seed Oil

Babassu Oil. A non-drying edible oil expressed from the kernels of the Babassu palm, grown in Brazil. An excellent emollient that softens skin.

## Oryza Sativa (Rice) Starch

Derived from milled Rice, this carbohydrate-lipid-protein-rich seed reserve is found only in the Rice endosperm. Provides a nutritive media for microfoliation.

# ingredient analysis a-z

## Oryza Sativa (Rice) Bran Oil or Wax

The most nutrient-rich portion of Rice. Contains numerous biologically active agents, including Phytic Acid, that aid in gentle microfoliation of skin while controlling melanogenesis.

## Oryza Sativa (Rice) Extract

Rich in biological actives and oligosaccharides (sugars) that soothe and moisturize the skin during microfoliation while controlling melanogenesis.

## Oxybenzone

A sunscreen agent. Also known as Benzophenone-3.

## Oxothiazolidine

Antioxidant which provides active photoprotection against oxidative stress.

## P

## Palmaria Palmata

Also known as Red Algae, inhibits melanocyte and Tyrosinase activity to enhance luminosity and refine skin tone.

## Palmitoyl Dipeptide-5 Diaminobutyrate

Conditioning peptides that stimulate collagen biosynthesis, helping to reduce wrinkles, impart skin firmness and improve skin tone.

## Palmitoyl Dipeptide-5 Diaminobutyroyl Hydroxythreanine

Conditioning peptides that stimulate collagen biosynthesis, helping to reduce wrinkles, impart skin firmness and improve skin tone.

## Palmitoyl Oligopeptide

A synthetic peptide complex that acts as a cellular messenger to stimulate collagen

and Hyaluronic Acid to increase skin elasticity and tone.

## Palmitoyl Pentapeptide-4

A synthetic protein fragment that stimulates collagen synthesis in the skin and the formation of skin glycosaminoglycans (i.e., Hyaluronic Acid). Licensed under U.S. Pat. No. 6,492,326.

## Palmitoyl Tetrapeptide-7

A synthetic peptide complex that acts as a cellular messenger to stimulate collagen and Hyaluronic Acid to increase skin elasticity and tone.

## Palmitoyl Tripeptide-5

Helps stimulate collagen synthesis, firms skin and overrides the effects of Matrix Metalloproteinase (MMP) enzymes that contribute to skin aging.

## Palmitoyl Tripeptide-38

Targets not only stimulation of collagen I synthesis but also stimulation of fibronectin synthesis and stimulation of a fundamental component of the dermal/epidermal junction: collagen IV.

## Panthenol

Pro-Vitamin B<sub>5</sub>; a B-complex vitamin present in all living cells. A constituent of co-enzyme A (Krebs cycle enzyme). Promotes tissue healing. Used as a humectant.

## Papain

Derived from Papaya, this enzyme digests keratin protein, though not as strong as Bromelain from Pineapple.

## Parietaria Officinalis Extract

An extract obtained from the leaves and stem of Parietaria Officinalis. Used as an emollient, particularly in baby creams and lotions.

## Passiflora Incarnata Extract

Commonly known as passion flower. Excellent anti-inflammatory, soothing and healing properties.

## PCA

Also known as 2-Pyrrolidone-5-Carboxylic Acid, PCA is an excellent humectant and is naturally found in the skin.

## PEG-8

A polymer of ethylene oxide. Usually a waxy compound. Used as a humectant and viscosity adjuster.

## PEG-8 Beeswax

An emulsifying agent and lubricant.

## PEG-12 Dimethicone

A skin protectant that leaves a velvety feel to the skin.

## PEG-10 Sunflower Glycerides

A botanically-derived emollient obtained from high oleic Sunflower Seed Oil to leave skin feeling smooth and soft.

## PEG-100 Stearate

An emulsifying agent.

## PEG-40 Hydrogenated Castor Oil

A solubilizer for essential oils.

## PEG-40 Sorbitan Peroleate

A humectant from ripe berries of Mountain Ash.

## Pelargonium Graveolens Flower Oil

Derived from Rose Geranium leaves. Used as an antiseptic, astringent and anti-inflammatory.

## Pentylene Glycol

A humectant that maintains moisture balance in skin.



# ingredient analysis a-z

## **Persea Gratissima (Avocado) Oil**

Rich in vitamins A, D and E, Potassium, Sulfur and Chlorine. Rich and penetrating oil, excellent emollient.

## **Peumus Boldus (Chilean Wild Mint) Leaf Extract**

Also called Boldo, this purifying leaf extract helps clarify, soothe and refine the skin while reducing pore visibility.

## **Phenoxyethanol**

An anti-microbial preservative.

## **Phoenix Dactylifera (Date) Seed**

From the fruit seed. Powder smooths skin by removing dead, dulling cells.

## **Phospholipids**

An emollient. Part of liposome structure.

## **Phytic Acid**

Derived from Rice, binds to Copper to inactivate Tyrosinase activity and control melanin formation.

## **Pinus Sylvestris Cone Extract or Leaf Oil**

Colorless or faint yellow liquid from the twigs and needles of the Pine Tree that imparts a fragrance.

## **Pisum Sativum (Pea) Extract**

Contains vital amino acids and proteins necessary for the production of collagen and elastin. Also reinforces the skin's natural defense in fighting free radicals.

## **Pogostemon Cablin Oil**

Extract from the plant Pogostemon Patchouli. Used for its antiseptic properties.

## **Polygonum Cuspidatum Root Extract**

Rich in polyphenols, this extract from the Japanese Knotweed helps control sebum production and inhibit P. Acnes while

reducing skin redness and decreasing pore visibility.

## **Polysorbate 20**

A widely used emulsifier and stabilizer.

## **Polysorbate 60**

An emulsifier that is waxy and soluble in solvents.

## **Populus Tremuloides Bark Extract**

Native to North America and known as American Ash the tree contains natural salicylates effective at inhibiting the growth of numerous microbes including P. aeruginosa. Also imparts a smooth feel to the skin.

## **Porphyra Umbilicalis Extract**

Is an extract of the red algae, Porphyra Umbilicalis, Rhodophyceae that contains mycosporine-like amino acids (MAA) which efficiently protects the skin against UVA-induced lipid oxidation.

## **Portulaca Oleracea Extract**

Commonly known as Purslane. An enriched extract of vitamins, fatty acids, flavonoids and anti-inflammatory agents that help control and reduce redness.

## **Portulaca Pilosa Extract**

From the edible plant found mainly in South America. Extract contributes to restoring volume and firmness to the skin.

## **Potassium Azeloyl Diglycinate**

A stable derivative of Azelaic Acid. Regulates sebum production, controls keratin proliferation, reduces the formation of comedones (blackheads and whiteheads), and helps scavenge toxins and free radicals in the skin.

## **Potassium Sorbate**

Sorbic Acid Potassium Salt. Used as a mold and yeast inhibitor.

## **Potato Starch Modified**

A flour prepared from potatoes, ground to a pulp and washed of fibers. When modified, it has been altered chemically to modify such properties as thickening or gelling.

## **PPG-2 Isoceteth-20 Acetate**

An ester solvent for gums, resins and volatile oils.

## **PPG-5 Ceteth-20**

A waxy substance used as an emollient and emulsion stabilizer; a solubilizing agent.

## **Prunus Armeniaca (Apricot) Kernel Oil**

A Vitamin E rich emollient oil with excellent skin softening properties.

## **Pyrus Malus (Apple) Fruit Extract**

An antioxidant. A natural source of Malic Acid, a hydroxy acid that aids in exfoliation.

## **Q**

## **Quillaja Saponaria Bark Extract**

The inner dried bark of a tree grown in South America. In cosmetics, it is used as a cleansing agent.

## **R**

## **Retinol**

Vitamin A. A yellow, viscous liquid insoluble in water. Used in lubricating cream and oils for its skin-regenerating properties. Reverses the signs of photoaging in skin.

## **Retinyl Palmitate**

A derivative of Vitamin A, helps stimulate collagen and reverse the signs of prematurely-induced photoaging. Helps

# ingredient analysis a-z

to increase skin elasticity while enhancing water barrier properties.

## **Ricinoleth-40**

Known as Castor Oil. The seed of the Castor Oil plant, extracted from the bean. Soothing and emollient to skin.

## **Ricinus Communis (Castor) Seed Oil**

Used for its soothing properties to the skin.

## **Rosa Centifolia Flower Extract**

An essential oil from the Cabbage Rose; used for its aromatic properties.

## **Rosa Moschata Seed Oil**

Commonly known as Rose Hips, are very high in Vitamin C acting as a free radical scavenger and antioxidant. Other attributes include skin moisturization, cell regeneration and as an anti-inflammatory.

## **Rose Flower Oil**

Extract of the fruit of various species of wild Roses, rich in natural Vitamin C. Moisturizing and hydrating to skin. Helps protect the skin from capillary damage; firms and tones the tissues.

## **Rosmarinus Officinalis (Rosemary) Leaf Extract or Oil**

Extracted from the plant Rosmarinus Officinalis. Used for its purifying, cleansing and antiseptic properties.

## **Rubus Idaeus (Raspberry) Fruit Extract**

A soothing and non-stimulating extract. Red Raspberry Extract is also very soothing and relaxing to inflamed skin. Excellent for sensitive skin and any irritation from acne, shaving or windburn.

## **Ruscus Aculeatus Root Extract**

An extract obtained from the root of a shrub, native to Europe. Helps maintain the skin's elasticity and texture. Helps to diminish the appearance of wrinkles and skin damage.

## **S**

## **Saccharomyces Cerevisiae Extract**

Yeast Extract which enhances skin penetration improving skin moisturization and ability to maintain moisture

## **Saccharomyces/Xylinum/Black Tea Ferment**

Commonly known as Kombucha. Boosts skin immune function and assists in restoring volume to deficient zones in the skin.

## **Saccharum Officinarum (Sugar Cane) Extract**

Used in moisturizers as a skin conditioner.

## **Salicornia Herbacea Extract**

Extract of a holophytic coastal plant, which increases aquaporines in the cells a therefore reinforces the Natural Moisturizing Factor(NMF).

## **Salicylic Acid**

A keratolytic agent, often referred to as a beta hydroxy acid. Helps dissolve the glue-like matrix holding the Stratum Corneum cells together. An anti-inflammatory agent.

## **Salix Alba (Willow) Bark Extract**

A natural source of Salicylic Acid, a beta hydroxy acid that exfoliates superficial skin cells leaving a smoother texture and surface.

## **Salvia Hispanica Oil**

Extracted from the plant Salvia Hispanica, a member of the Mint family, Chia Seed Oil is rich in antioxidants that help quench

free radicals, and rich in omega-3 fatty acids. Helps improve skin moisture and reinforce the skin barrier.

## **Salvia Officinalis (Sage) Oil or Leaf Extract**

An astringent, antiseptic oil used for its soothing and calming effects on skin.

## **Salvia Sclarea (Clary) Oil**

An essential oil used for its aromatic properties.

## **Sambucus Nigra Flower Extract**

Extracted from the honey-scented Elder Tree. Used for its mildly tonic properties.

## **Santalum Album (Sandalwood) Extract or Oil**

Antiseptic oil. Used to treat infections. Soothing and healing properties.

## **Saponaria Officinalis Extract**

Also known as Soapwort. This extract is obtained from the European and Middle Eastern variety that has a coarse pink flower and foams like a lather. It is used as a foaming, natural cleanser for the skin.

## **Sarcosine**

Regulates sebum production and inhibits lipase activity in bacteria.

## **Sclerotium Gum**

A thickener.

## **Serenoa Repens (Saw Palmetto) Extract**

An anti-androgenic, antiseptic and anti-inflammatory extract that is rich in fatty acids and helps reduce excess sebum production.

## **Serine**

An amino acid that helps balance moisture in skin.

## ingredient analysis a-z

**Sesamum Indicum Extract or Oil**

Slows cell growth and replication, provides natural UV protection and helps trap oil-soluble toxins. Acts as an antioxidant. Has anti-bacterial and anti-inflammatory properties.

**Silanediol Salicylate**

An anti-inflammatory, anti-aging compound. Soothes skin and acts as an antioxidant. Prevents and restructures anti-aging activity. Helps prevent arachidonic acid associated with inflammation.

**Silanetriol**

Ability to bind water molecules and create water spheres for skin moisturization. Silanols stimulate fibroblast renewal and increase collagen production.

**Silica**

A natural mineral from non-exploited sources whose crystalline form is used as an exfoliating scrub.

**Silt**

Collected from a fresh water lake in Eastern Europe this green silt is rich in naturally occurring bioactive organic components ideal for nourishing and moisturizing the skin. Also increases cell turnover.

**Silybum Marianum Fruit Extract or Powder**

Commonly known as Milk Thistle, high in antioxidant properties that scavenge free radicals. Also has anti-inflammatory effects.

**Simmondsia Chinensis (Jojoba) Seed Oil**

A moisturizer and emollient with excellent spreadability and lubricity properties. Rapid penetration reduces water loss.

**Sodium Ascorbyl Phosphate**

A Vitamin C derivative that inhibits melanin formation and stimulates collagen formation.

**Sodium Benzoate**

Anti-microbial preservative.

**Sodium Bicarbonate**

A neutralizing agent that helps control the acid-base balance of specific formulations.

**Sodium Chloride**

Salt. Used as an astringent, antiseptic or a thickening agent.

**Sodium Citrate**

White, odorless granules or powder. Used as a preservative.

**Sodium Cocoyl Isethionate**

A mild cleansing agent that leaves skin with a soft after-feel.

**Sodium DNA**

A high molecular weight natural substance from Marine origin. High in antioxidant activity, offers hydration, inhibition of elastase and stimulation of the synthesis of collagen and proteoglycans.

**Sodium Hexametaphosphate**

Also known as Graham's Salt. Helps to keep Calcium, Magnesium, and Iron salts in solution.

**Sodium Hyaluronate**

The sodium salt of Hyaluronic Acid. Used as a powerful humectant. GAG (or Glycosaminoglycan) helps retain moisture levels in the tissue.

**Sodium Hyaluronate Crosspolymer**

Natural scavenger of free radicals protecting against cell damage and lipid peroxidation. Crosslinking polymer

enables 5 x more water retention than regular SH increasing skin moisturization.

**Sodium Lactate**

A source of Lactic Acid, a sodium salt. See lactic acid.

**Sodium Lauroyl Glutamate**

A mild cleansing agent that leaves skin with a soft after-feel.

**Sodium Lauroyl Lactylate**

A surfactant used for its foaming qualities.

**Sodium PCA**

Natural mineral salt used as a humectant. A component of the Natural Moisturizing Factor (NMF) in skin.

**Sodium Salicylate**

An anti-microbial. Source for Salicylic Acid.

**Sodium Lactate**

A source of Lactic Acid, a sodium salt. See lactic acid.

**Sodium Lauroyl Glutamate**

A mild cleansing agent that leaves skin with a soft after-feel.

**Sodium Lauroyl Lactylate**

A surfactant used for its foaming qualities.

**Sodium PCA**

Natural mineral salt used as a humectant. A component of the Natural Moisturizing Factor (NMF) in skin.

**Sodium Salicylate**

An anti-microbial. Source for Salicylic Acid.

**Sodium Trideceth Sulfate**

A sodium salt. Used as an emulsifier.

## ingredient analysis a-z

**Solanum Lycopersicum (Tomato) Extract or Seed Oil**

Contains Lycopene, a carotenoid with high antioxidant properties that protects skin from free radicals, protecting cells from aging and degenerative damage.

**Sorghum Bicolor Bran Extract**

An antioxidant, anti-inflammatory agent that helps inhibit collagen-degrading enzymes.

**Spiraea Ulmaria Extract**

Rich in Phenolic Acids that inhibit bacteria by stimulating the skins natural anti-bacterial agents. Has anti-inflammatory properties.

**Spirulina (Green Algae) Extract**

Has a hydrating effect on skin. Spirulina proteins contribute to stimulation of the fibroblast and to tissue regeneration.

**Squalane**

Obtained from sources such as Olive Oil and Brazilian Sugarcane. Used for its rich and emollient skin moisturizing qualities.

**Stearic Acid**

A white, waxy, natural fatty acid. Used as a main ingredient in bar cleansers and lubricants/moisturizers.

**Strelitzia Nicolai Seed Extract**

Increases skin luminosity and decreases fine lines while improving skin smoothness and hydration.

**Subtilisin**

A keratolytic, water-activated enzyme obtained by the fermentation of Bacillus subtilis or Bacillus licheniformis (bacterium commonly found in soil). Initiates desquamation by loosening connections between horny-layer skin cells.

**Sucrose Cocoate**

A mild cleansing agent with conditioning and moisturizing properties. Derived from vegetable oil.

**Sulfur**

Clears skin by eliminating bacteria associated with acne and by clearing excess oil and congestion in the follicle.

**Superoxide Dismutase**

A powerful scavenger enzyme for oxygen-free radicals.

**Symphytum Officinale Extract**

Natural plant extract that contains Allantoin. Healing and soothing.

**T****Taratogenos Kurzii Seed Oil**

Known as Chaulmoogra the oil has anti-microbial effect against, mycobacteria linked to P Acne. Also has potent anti-inflammatory effect.

**Tetrahydrocurminoids**

Antioxidant actives derived from Turmeric.

**Thymus Vulgaris (Thyme) Extract or Oil**

A powerful antiseptic and anti-microbial agent.

**Theobroma Cacao (Cocoa) Seed Butter**

Very high emollient properties with soothing effects.

**Tilia Cordata Flower Extract**

Natural fragrance from the flowers of the Linden Tree, grown in Europe and the United States.

**Titanium Dioxide**

Also known as Microcrystalline. An inorganic natural material, functions as a physical sunscreen,

protecting the skin from both UVA and UVB rays.

**Tocopherol or Tocopheryl**

An antioxidant; non-derivatized form of Vitamin E.

**Tocopherol Acetate**

Vitamin E. An antioxidant that scavenges damaging free radicals; improves barrier function of the skin.

**Trametes Versicolor Extract**

Mushroom extract that reduces short and long-term skin inflammation and redness.

**Tremella Fuciformis Polysaccharide**

Acidic hetero-polysaccharide extracted from the edible fruit of the mushroom called Silver Ear in China that is chemically and physically similar to hyaluronic acid. Improves skin hydration, skin conductance and skin barrier functions.

**Trifolium Pratense (Clover) Flower Extract**

Anti-inflammatory agent, inhibits an arachidonic acid cascade enzymes associated with skin inflammation.

**Triticum Vulgare (Wheat) Germ Extract or Oil**

An antioxidant high in Vitamin E. Considered valuable in terms of delaying the signs of aging.

**Tyrosine**

An amino acid that helps ingredients penetrate skin.

**V****Valerianna Officinalis Extract**

Calming and clearing effect on skin.

**Valine**

An essential amino acid used as a skin conditioner.

**Vigna Aconitifolia Seed Extract**

Also known as Moth Bean Seed Extract, helps fight signs of aging by strengthening dermal collagen and stimulating cell turnover.

**Vitis Vinifera (Grape) Seed or Fruit Extract**

A Proanthocyanidin-rich extract from Grape seeds that has anti-enzyme properties; antioxidant.

**W****Wasabia Japonica Root Extract**

Known as green Japanese horseradish, this is a warming herb with anti-microbial and anti-inflammatory properties. Also contains high levels of Vitamin C.

**X****Xanthan Gum**

Used as a thickener, emulsifier and stabilizer.

**Y****Yeast Extract**

Derived from unicellular plants, this extract is a component of the acid-free exfoliator modulator system. Stimulates cell renewal and is a rich source of Beta-glucan, an immune system stimulant for skin.

**Yucca Schidigera Extract**

Derived from the cactus plant known as Yucca. Used to treat burns and mild abrasions. An anti-inflammatory agent that reduces redness and soothes skin.

**Z****Zanthoxylum Alatum Extract**

A patented extract from the Chinese fruit known as Szechwan Pepper. Provides temporary pain relief and reduces sensation of heat in skin.

**Zea Mays (Corn) Cob Meal**

A finely milled powder from Corn Cobs. The extremely fine milling of the meal ensures that no harsh abrasiveness is left in the action of this exfoliant. Helps cell removal without drying or scratching.

**Zeolites**

An igneous mineral that can release energy in the form of heat.

**Zinc Gluconate**

Assists in regulating sebaceous gland secretions by inhibiting 5-alpha reductase enzyme activity while scavenging free radicals.

**Zinc Oxide**

A sun protectant against UVA and UVB rays. Also has anti-irritant and antioxidant properties.

**Zinc Sulfate**

Complexed with sugar derivatives of Brown Algae to provide anti-inflammatory, anti-microbial and sebum-regulating function.

**Zingiber Officinale (Ginger) Root Extract**

Promotes warmth by increasing circulation, acts as an anti-inflammatory for soothing the skin and scavenges free radicals while reducing edema.

**Zingiber Officinale (Ginger) Root Oil or Powder**

Essential oil used as a natural fragrance and a skin conditioning agent.

**Zostera Marina Extract**

Commonly known as Sea Grass, accelerates collagen synthesis and promotes skin suppleness.

# index

Active Moist, 28

Age Reversal Eye Complex, 65

AGE Smart® Complex, 143

Antioxidant HydraMist, 52

Barrier Repair, 96

BioActive™ Peel, 156

Breakout Control, 77

Body Hydrating Cream, 103

C-12 Pure Bright Serum, 84

Calming Botanical Mixer, 140

Charcoal Rescue Masque, 34

Clearing Additive, 134

Clearing Mattifier, 75

Clearing Skin Wash, 72

Clinical Colloidal Oatmeal, 150

Colloidal Masque Base, 147

Conditioning Body Wash, 102

Contour Masque, 149

Daily Clean Scrub, 110

Daily Cleansing Shampoo, 105

Daily Conditioning Rinse, 106

Daily Defense SPF15, 113

Daily Microfoliant®, 24

Daily Superfoliant™, 53

Daily Resurfacer, 25

Dermal Clay Cleanser, 15

Dynamic Skin Recovery SPF50, 59

Essential Cleansing Solution, 17

Exfoliant Accelerator 35, 123

Exfoliating Face Brush, 26

Gentle Cream Exfoliant, 22

Gentle Soothing Booster, 37

HydraBlur™ Primer, 40

IonActive™ System, 159

Intensive Eye Repair, 44

Intensive Moisture Balance, 30

MAP-15 Regenerator®, 56

Massage Cream, 133

MediBac Clearing® Complex, 144

Multi-Active Toner, 20

MultiVitamin Hand and Nail Treatment, 67

MultiVitamin Thermafoliant®, 54

MultiVitamin Power Exfoliant, 126

MultiVitamin Power Firm, 64

MultiVitamin Power Recovery® Masque, 55

MultiVitamin Power Serum, 57

Oil Control Lotion, 78

Oil Free Massage, 137

Oil Free Matte SPF30, 79

Overnight Clearing Gel, 74

Overnight Repair Serum, 58

Overnight Retinol Repair, 60

Phyto Replenish Oil, 39

Plankton Masque Base, 148

Post Extraction Solution, 131

Post-Shave Balm, 112

Power Rich™, 62

PreCleanse, 14

Protection 50 Sport SPF50, 104

Pure Light SPF50, 85

Pure Night, 86

Purifying Botanical Mixer, 141

Redness Relief Primer SPF20, 93

Renewal Lip Complex, 66

Replenishing Botanical Mixer, 142

Revitalizing Additive, 135

Scaling Fluid, 130

Sebum Clearing Masque, 73

Sheer Tint SPF20, 46

Skin Exfoliant System, 125

Skin Hydrating Booster, 36

Skin Hydrating Masque, 33

SkinPerfect Primer SPF30, 63

Skin Prep Scrub, 23

Skin Resurfacing Cleanser, 51

Skin Smoothing Cream, 29

Solar Defense Booster SPF50, 31

Soothing Additive, 136

Soothing Eye Make-Up Remover, 42

Soothing Shave Cream, 111

Special Cleansing Gel, 16

Special Clearing Booster, 76

Super Rich Repair, 61

Super Sensitive Shield SPF30, 98

The Ultimate Buffing Cloth, 107

The Sponge Cloth, 18

Total Eye Care SPF15, 43

Ultra Sensitive Tint SPF30, 97

UltraCalming™ Cleanser, 92

UltraCalming™ Complex, 145

UltraCalming™ Mist, 94

UltraCalming™ Serum Concentrate, 95

UltraSmoothing Eye Serum, 99



# the book

**dermalogica.com**  
corporate headquarters:  
1535 Beachey Place  
Carson, CA 90746 USA



5538-00