

reveal your
most radiant skin

professional-grade at-home peel



dermalogica®




© Dermalogica, 2018

No portion of this manual, or any of the parts thereof, may be duplicated in any format without prior written permission from Dermalogica.

table of contents

- 2** Introduction
- 4** Talking to Your Client
- 7** Rapid Reveal Peel
at a Glance
- 10** Key Ingredients
- 13** Clinical Results
- 15** Choosing the Right
Exfoliant
- 18** Client Service and Retail
Activation Tools
- 21** FAQs





introduction

As we age, we begin to lose that natural radiance and resilience because our cell turnover and renewal rates slow down. In younger and middle-aged adults, it takes approximately 20 days for a cell to turn over; in older adults, it often takes more than 30 days. The combination of dull dead skin cells that cling to our skin's surface, along with collagen and elastin degradation and environmental damage, leads to a lackluster complexion — as well as uneven skin tone, fine lines and wrinkles.

For decades, professional peels have been a treatment of choice for smoothing away these signs of skin ageing. While medium to deep peels should be applied by a medical or professional skin therapist, many light peels are now available for at-home use.

After years of delivering high-quality, professional-strength peels for use in the treatment room, the skin experts at Dermalogica and The International Dermal Institute are excited to debut **Rapid Reveal Peel** — the highest-strength exfoliant in the Dermalogica retail line. This light yet effective peel kick-starts cell renewal and accelerates cell turnover to reveal radiant skin.

Whether your client is new to peels or a peel aficionado, Rapid Reveal Peel has a place in their at-home regimen. For clients who are new to peels, this product is ideal as a gateway to professional peel treatments such as Pro Power Peel. For clients who already receive professional peels, this product can enhance their results by helping them maintain a healthy-looking glow between treatments.



3 Rapid Reveal Peel



talking to your client

Clients often have questions about what a peel is, and whether they should get one. Peels work by using ingredients such as Alpha Hydroxy Acids (AHAs) and enzymes instead of physical granules to exfoliate the skin.

On average, the skin sheds approximately 35,000 cells an hour, with dull cells located at the top of the epidermis and plump new cells emerging at the bottom. Peels help speed removal of the dull surface cells so the new cells underneath can emerge faster. The goal is to enhance cell turnover while stimulating epidermal cell renewal for a smoother texture and more even appearance.

While peels are ideal for managing the signs of skin ageing, their benefits are manifold. Peels can help increase the efficacy of your client's nightly skin care routine by lifting away dead skin cells that could impede product penetration. With regular use, they are also effective at brightening and evening out skin tone (provided clients use daily sun protection) and unclogging pores to help manage acne and congested skin conditions.



professional peels vs. at-home peels

Peels designed to be applied by licensed professional skin therapists tend to be more concentrated, at a very low pH, and customisable to deliver more dramatic results. These formulas are usually not available to clients for self-application because they require special training to avoid adverse reactions.

Peels designed to be used by clients at home tend to be less concentrated. They are ideal for quick, easy removal of dulling surface cells, as well as building the skin's tolerance for stronger professional peels and maintaining results in between professional treatments.

which peel is right for my client?

If your client is new to peels or doesn't receive them often, consider recommending an at-home peel to help their skin acclimate. If your client receives professional peels, you can recommend an at-home peel to help them maintain results between treatments.

Always give your client a thorough Face Mapping® skin analysis first in order to help them make the right choice for their current skin goals and lifestyle.





rapid
reveal
peel

AGE smart®

dermalogica
developed by The International Dermal Institute

rapid
reveal
peel

AGE smart®

dermalogica
developed by The International Dermal Institute

dermalogica
developed by The International Dermal Institute

rapid reveal peel at a glance

professional-grade at-home peel

why your clients need it

This convenient at-home peel kick-starts cell turnover for visible radiance.

what it is

A maximum-strength exfoliant that delivers powerful results with no downtime. Rapid Reveal Peel is considered a light peel and is the highest-strength exfoliant in the Dermalogica retail line.

benefits

- Kick-starts cell turnover and cell renewal to reveal newer, firmer skin.
- Helps reduce the appearance of fine lines and wrinkles.
- Helps even skin tone.
- Brightens for a more radiant complexion.



key ingredients

- A unique complex of **phytoactive Alpha Hydroxy Acids and Lactic Acid** removes dulling surface debris and stimulates cell renewal without causing dehydration.
- **Australian Caviar Lime Extract** smoothes and brightens skin.
- **Phytic Acid** from Rice Bran increases cell turnover while brightening skin.
- **Fermented plant enzymes** help resurface and accelerate cell turnover.

optional kick-start phase

A kick-start phase is recommended for clients who are looking to achieve accelerated results. Advise these clients to start their Rapid Reveal Peel regimen by using one tube every day for 3 days. After the third day, they should transition to using one Rapid Reveal Peel tube every week.

weekly treatment

Ideal for maintaining the best results. Advise your clients to use one tube once a week. Each retail carton of Rapid Reveal Peel contains 10 peels.

application



1. Twist open applicator plug and dispense product into hands.



2. Lightly massage over face, neck and chest with fingertips in circular motion. Avoid the eye area. Allow to activate for 3-7 minutes, depending on your skin's sensitivity. You may experience slight tingling and/or warming.



3. Rinse thoroughly with cold water or wipe off with a cold, damp towel. Recommended for usage in the evening.



rapid
reveal/
peel

dermalogica
powered by the revolutionary topical retinoid
AGE smart®

rapid
reveal/
peel

dermalogica
powered by the revolutionary topical retinoid
AGE smart®

rapid
reveal/
peel

dermalogica
powered by the revolutionary topical retinoid
AGE smart®

key ingredients

Rapid Reveal Peel combines two types of peel agents, keratolytic and proteolytic, to powerfully exfoliate the skin. Keratolytic agents, such as Alpha Hydroxy Acids (AHAs), work by breaking apart the desmosome linkages that hold skin cells together, enabling exfoliation. Proteolytic agents, such as enzymes, work by dissolving or digesting skin proteins that are associated with the desmosome linkages. (See figure 1.)

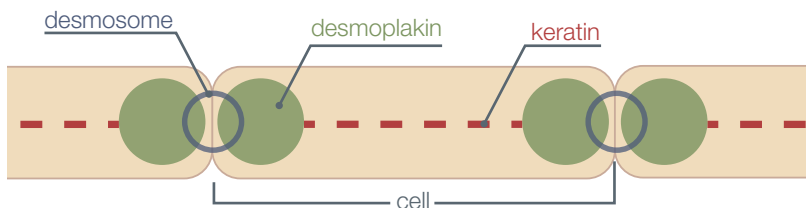


Figure 1. Proteins like Desmoplakin link keratin to desmosomes, keeping skin cells in the stratum corneum together.

phytoactive alpha hydroxy acid complex

These potent, plant-derived keratolytic agents help dissolve and remove the intercellular "glue" that holds skin cells together.

Lactic Acid (10%) - At a concentration of 10% and a low pH of 3, the Lactic Acid in Rapid Reveal Peel can non-invasively exfoliate the deeper layers of the stratum corneum, as well as stimulate cell turnover and renewal for brighter, firmer skin. This ingredient also works with Glycerin to hydrate for softer, more supple results.

Microcitrus Australasica (Australian Caviar Lime) Extract - Native to Australia and New Zealand, the Caviar Lime is named for its pulp which is very different from other citrus fruits in that it consists of tiny translucent pearls in shades of green, red, orange, yellow, purple or black. Caviar Lime is a source of AHAs, namely Citric Acid, that help increase epidermal cell turnover and desquamation.

Oryza Sativa (Rice) Bran Extract - Composed of 90% Phytic Acid, Rice Bran Extract can be a more effective exfoliant than AHAs at lower levels. This gentle yet effective ingredient not only has antioxidant benefits to help defend against environmental damage, it helps increase cell turnover by loosening cell cohesion and promoting corneocyte sloughing. Rice Bran Extract also helps brighten hyperpigmentation and reduce scaliness.





plant enzymes

Also derived from plants, these proteolytic agents unlink skin cells by digesting proteins associated with the desmosome linkages that link stratum corneum cells together.

Pumpkin Fruit Ferment Filtrate (10%) - This particular form of Pumpkin enzyme is formed by fermenting Pumpkin Fruit with Lactobacillus Lactis to release complex biomolecules that are then filtered to isolate the proteolytic fractions. Unlike AHAs, their activity is not pH-dependent and is activated by water. Pumpkin Fruit Ferment Filtrate resurfaces and helps even out skin tone without irritating the skin. Pumpkin also contains antioxidant Vitamins A and C to help reduce the appearance of skin ageing.

clinical results



increase in cell turnover as a result of product use (%)



In a clinical study on people between 18 and 65 years of age, **Rapid Reveal Peel** was shown to **increase cell turnover by 44%**. By comparison, Gentle Cream Exfoliant, one of Dermalogica's strongest retail exfoliants, increased cell turnover by 27%.

Measurements for this study were done after 13 applications of the product, which equates to a 3-day kick-start phase, followed by weekly use for 10 weeks.

clinically proven to enhance radiance and visibly reduce fine lines

In a clinical study on people between 35 and 65 years of age, Rapid Reveal Peel was shown to enhance skin radiance after just 5 days, and visibly reduce fine lines after 8 weeks.

Both tests were carried out at an accredited third party testing lab.

choosing the right exfoliant

Dermalogica has created a unique range of exfoliants to help you accommodate every client's unique lifestyle, skin condition and regimen. These products combine many unique technologies to ensure maximum efficacy, yet they are pH-balanced, do not strip the skin of essential moisture and leave skin looking smooth and healthy.

Knowing the relative strength of each Dermalogica exfoliant is crucial to selecting the proper product for your client. To help you easily gauge the strength of our exfoliants, we've assigned each product a BioActivity Score.

the higher the bioactivity score,
the stronger the exfoliant.

Each BioActivity Score is based on four specific criteria of the formula:

- 1) the concentration of Lactic Acid
- 2) the concentration of Salicylic Acid
- 3) the pH of the formula and
- 4) the presence of other exfoliating agents (Papain, Retinol, Rice Bran, etc.)



your quick guide to dermalogica retail exfoliants

	product	skin condition	properties	best for	bioactivity score
	skin prep scrub	All skin conditions, especially oily.	Refreshing, scrub form	Gently polishing while removing excess oils.	1
	daily microfoliant®	All skin conditions.	Smoothing, brightening, powder form	Tightening pores and gently brightening dull, dehydrated skin.	5
	daily superfoliant™	All skin conditions.	Resurfacing, anti-pollution, powder form	Temporarily opening pores to promote removal of pollutants; preventing visible signs of premature skin ageing.	9
	daily resurfacer	All skin conditions.	Brightening, leave-on, individual-dose form	Conveniently renewing, hydrating and improving skin clarity.	9
	multivitamin therafoliant®	Mature or prematurely-ageing skin.	Self-heating, scrub form	Polishing and infusing skin with antioxidants.	10
	gentle cream exfoliant	All skin conditions, except sensitised.	Retexturising, cream form	Providing effective exfoliation through a 2-in-1 masque and exfoliant.	14
	rapid reveal peel	Mature or prematurely-ageing skin.	Maximum-strength, peel form	Enhancing radiance and visibly reducing fine lines.	21

This guide is for RETAIL exfoliants only. For information on BioActivity Scores and PROFESSIONAL USE ONLY exfoliants, please consult Dermalogica's The Book.



client service and retail activation tools

The following tools are designed to help you educate your clients about peels and move them toward retail purchases and/or service bookings. Use this time to build stronger relationships and share valuable advice they can use at home.

rapid radiance skin bar® lesson

When your clients ask how to use Rapid Reveal Peel or reduce the appearance of skin ageing at home, offer them this quick, hands-on Skin Bar Lesson! They'll have the chance to try and apply Rapid Reveal Peel while gaining useful advice and application techniques from you. This is also a great time to explain the optional kick-start phase in-depth and really bond with clients. Skin Bar® Lessons are perfect for groups, one-to-one sessions or events!

rapid radiance skinsolver® treatment

time: 10 minutes

Give your clients smooth, radiant skin with this express service that incorporates Rapid Reveal Peel. SkinSolver® treatments can be performed on your retail floor so they are an ultra-convenient way to showcase professional treatments – and educate your clients on the products you are using.

See SkinSolver® Protocol on next page.

For more information about these services, contact your
Dermalogica Education Training Centre.

rapid radiance skinsolver[®] treatment

step 1 (1 minute)

Begin the Dermalogica Double Cleanse by applying 2 pumps of PreCleanse to damp disposable wipes. Swipe over skin to remove make-up and oil-based debris.

step 2 (2 minutes)

Mix 1 pump of Skin Resurfacing Cleanser or any skin-specific cleanser with water in a cup and apply with a fan masque brush. Lightly manipulate, then remove with damp disposable wipes.

Modality Option: Use an ultrasonic brush or blade on exfoliation mode for a deep cleanse.

step 3 (4 minutes)

Dispense and apply Rapid Reveal Peel, lightly manipulate, and let activate for 3 minutes. Complete product prescription on Skin Fitness Plan. Remove with cold damp disposable wipes.

step 4 (2 minute)

Apply a skin-specific IonActive™ Serum.

Product Option: Apply MultiVitamin Power Recovery® Masque over IonActive™ Serum with a fan masque brush.

Modality Option: Use an ultrasonic blade on penetration mode.

step 5 (1 minute)

Finish with Calm Water Gel or Super Rich Repair. Protect with Super Sensitive Shield SPF30 or SkinPerfect Primer SPF30.

skin fitness plan 1 + 2 prescription

Suggested Priority Product:

Rapid Reveal Peel

Secondary Products:

Skin Resurfacing Cleanser
BioLumin-C Serum



frequently asked questions

How does Rapid Reveal Peel fit into my client's existing regimen?

Rapid Reveal Peel should be used at night after cleansing, before applying toner, targeted treatments or moisturisers. A separate exfoliant is not needed on the same night.

What skin conditions would benefit from using Rapid Reveal Peel?

Clients with premature signs of skin ageing such as dehydration, hyperpigmentation, fine lines or wrinkles are the ideal candidates for Rapid Reveal Peel. Clients with post-inflammatory hyperpigmentation (i.e., from acne), uneven skin texture or uneven skin tone may also benefit from this product.

Will my client's skin visibly peel from using Rapid Reveal Peel?

No, their skin should not visibly shed.



If my client uses Rapid Reveal Peel, does this mean they do not need a professional peel?

Your client can use an at-home peel and receive professional peels to achieve their skin goals. For clients who are new to peels, Rapid Reveal Peel is an ideal gateway to a professional peel. For clients who already receive professional peels, this product can help maintain results between treatments.

Will my client achieve the best results if they do not start with the recommended kick-start phase?

The kick-start phase is recommended for clients who want quick, visible results. However, if your client remains dedicated to using the peel at least once a week, they should notice results.

How long should my client wait to use Rapid Reveal Peel after receiving a professional peel treatment?

In general, we recommend waiting at least 2 weeks before using Rapid Reveal Peel at home. Your client's dedication to a professional peel after-care regimen, as well as their lifestyle and skin sensitivity should also be taken into consideration.

How often can my client use Rapid Reveal Peel?


For best results, we recommend advising clients to use one tube every day for 3 days. After the third day, they should transition to using one Rapid Reveal Peel tube every week.

Can my client use a chemical SPF after using Rapid Reveal Peel?

Yes. While this peel is a maximum-strength retail peel, it does not result in downtime; therefore your client should not experience discomfort from a chemical SPF. Also, because peel ingredients such as AHAs can increase skin sensitivity to the sun, be sure to recommend that your client use an SPF of at least 30 daily.

dermalogica[®]

 Dermalogica UK & IRE

 @dermalogicauk

 @DermalogicaUK